

2013

Kokoda Track Guest Haus Certification Program



KOKODA TRACK GUESTHOUSE AUDIT REPORT

April 2013

Kokoda Track Independent Guest Haus Certification Program

Auditor's Report

April 2013

Table of Contents

Introduction	page 3
The 2013 Audit	page 4
Analysis of Property Owners Actions on 2012 Audit Recommendations	page 11
2013 Audit - Auditor's Recommendations to Certification Committee	page 14
Comparative Analysis March 2013 to September 2012 - Summary Report	page 16
March 2013 - Guest Haus Data	page 45
Appendix 1: Guest Haus Locations - Manari	page 65
Appendix 2: Guest Haus Locations - Efogi	page 66
Appendix 3: Guest Haus Locations - Kagi	page 67
Appendix 4: Guest Haus Locations - Kokoda	page 68
Appendix 5: Kokoda Track Guest Haus Certification Audit - Photographs (USB Drive)	page 69

Acknowledgement: A special thanks to the Kokoda Track Authority and the Livelihoods Coordinator for the opportunity to walk the Kokoda Track as an independent auditor and to share experiences with the wonderful people who call this remote part of Papua New Guinea "home."

5th April 2013

Cover Photo: Ofi Creek Campsite and Trekker's Hut

Kokoda Track Independent Guest Haus Certification Program

Auditor's Report

April 2013

The initial Guest Haus Audit for the Kokoda Track Independent Guest Haus Certification Program was conducted by an independent auditor from Monday 27th August to Sunday 16 September 2012 and the report submitted to Kokoda Track Authority in October 2012.

The 2013 Guest Haus Audit for the Kokoda Track Independent Guest Haus Certification Program was conducted from Thursday 7th to Sunday 31st March, 2013. The following report is presented to the Kokoda Track Authority Guest Haus Certification Committee for consideration of awarding of sanctioned certification to Guest Haus owners for the 2013 trekking season.

The report comprises four parts, namely:

- a brief summary of the audit and auditor's comments;
- a summary of all auditor's recommendations for certification of campsites, trekkers huts and guest houses with a comparative analysis of all sites from the 2012 and 2013 audit visits presented in a tabulated comparative analysis format;
- a summary of campsite locations, descriptions and recommended group sizes in table format; and
- a comprehensive file of photographs of all campsites, trekkers huts and guest houses visited during the 2012 and 2013 audits.

Introduction

As with the 2012 audit the objectives of the 2013 audit was to enable all guest haus owners to be visited and informed of any aspects of their property which either met certification guidelines or which didn't meet certification guidelines. The initial audit visit in 2012 was intended as an opportunity for guest haus owners to prepare themselves and their properties for the commencement of the 2013 trekking season and to also prepare their properties for this audit visit conducted in March 2013.

It is the auditor's intention to keep this section of the report brief with the focus being on a comparative summary between both audit visit and which highlights the positives of the audit and issues arising from the audit. The main focus of the audit report is the tables presented below with summaries of each property. It gives a comparative analysis with the 2013 audit findings: whether the 2012 audit recommendations have been actioned; the level of certification sought; and if the auditor recommends certification to be granted for the commencement of the 2013 trekking season.

The 2013 Audit

As stated in the 2012 audit report it was clear that the majority of guest haus owners who had attended the Guest Haus Certification Training Program earlier in 2012 had returned to their properties and commenced some rebuilding and maintenance programs. The majority of owners were able to show the measuring sticks they had made during the training program and they had, in many cases used them constructively in their rebuilding and maintenance programs. During the March audit it was even more pleasing to see that the vast majority of campsite owners had taken action on the recommendations made by the auditor during the 2012 audit visit. There were indeed few owners who had taken little or no action, as is highlighted in the table below.



New shower and new toilets nearing completion - Janet & Henry's Campsite - Efogi

The enthusiasm that the auditor had witnessed in 2012 from the majority of property owners in the certification process has indeed been maintained and in many cases has even increased as witnessed by the auditor in the March 2013 visits to all properties.

The guarantee from KTA that owners whose properties passed the initial 2012 audit would receive a new toilet pot set was received by landowners as a positive. However, at the time of the 2013 audit KTA had only managed to deliver the new toilet pot sets to the Kokoda end covering properties from Kokoda to as far as Abuari and Alola. The remainder of toilet sets waiting to be delivered spans the track from Owers Corner to Templetons 2 and needs to be actioned by KTA as soon as possible.

Analysis of Property Owners Actions on 2012 Audit Recommendations

In the 2012 audit the location of toilets was a concern in a majority of properties. For many of these properties they have now relocating their toilets to a suitable location and within certification guidelines. However, there still remains a problem for several properties that are perched on the edge or bases of spurs with creeks either on one or both sides. This does make it very difficult for them to find suitable toilet pit locations further than the required distance from drainage lines, gullies or creek. In some of these locations it may be necessary for them to look at other toilet options (composting toilets) or to relocate their campsite. However, composting toilets are not likely to be supported by the majority of campsite owners due to cultural beliefs. The certification committee could investigate other options for these campsites or consider allowing some exceptions to the proximity of toilet pits close to watercourses if the toilets meet stricter guidelines in regards to depth, leakage, retaining walls, etc.



Unsuitable location for a new toilet being built at Ua-Ule Creek Campsite

Many of the older buildings that the auditor recommended be repaired or replaced had been fixed by the majority of campsite owners. In most cases owners had rather elected to knock down the old buildings and rebuild, often in a different location. In many cases this opened up the campsite to allow for more grassed areas and better tent space.



New trekker's hut in a new location creating more open space - Landy's Campsite, Efogi

There were several cases where existing buildings which were in a poor state of repair during the 2012 audit had not been repaired when visited during this 2013 audit. As the auditor indicated to these owners that he would indeed be walking back to Owers Corner after completing the walk to Kokoda it gave property owners an opportunity to commence repair and/or rebuilding works. It is pleasing to note that most of these campsite owners did respond to the auditor's recommendations and on the return walk he witnessed that in several cases the rebuilding program had either been completed or was close to completion.



1900 Campsite - 1st visit on 20th March (Left) - 2nd visit on 27th March (Right)

Overuse and overcrowding of campsites remains as a concern with several of the larger trekking companies relying on using a small number of pre-determined campsites. There will need to be discussion on this issue by the Certification Committee in regards to a recommendation and/or

policy of limiting the number of trekkers who can camp in any given location on any given trek. It is of particular concern for those larger groups of trekkers (in excess of 20 trekkers) who all have private porters which subsequently blows the group size to often in excess of 60 individuals: who all have to eat, wash and generally use a toilet on several occasions during their stay.

Although there are only a small number of campsites along the length of the Kokoda Track that can adequately cater for such large groups many others have taken action to better prepare their properties with building of more toilets, better access to creeks for washing and redesigning the campsites to allow for more tent space.



It continues to be of particular concern that when groups are stopping for lunch in locations that have no toilet and/or cooking facilities. In 2012 during the audit I was shown, and stumbled across several lunch stop “bush toilet” locations where an area just off the track was heavily littered with toilet paper and human faeces. This is not just unsightly but is also a health risk, given that several of these “sit-and-shit” locations were within 10m of drainage lines and in two cases were within 10m of a flowing creek and upstream of a village. Although there had been no groups walking the track prior to and during the March audit this still remains of concern and an education awareness program to tour operators and trek guides in cases of where their lunch stops are in locations without appropriate toilet facilities. We did pass one individual trekker walking with two porters when they were having lunch next to a creek where one of the porters was openly urinating into the creek.

It was also apparent during the 2012 audit that in some campsites porters were not using the porters toilets provided and I was shown several “make-shift” toilet areas next to where porters were washing in the evenings. This issue was discussed with property owners and in cases where this has been an issue in the past they are aware to inform porters of the correct use of toilet facilities and the inappropriateness of going to the toilet elsewhere around the campsite.

The location and frequency of use of some campsites along the Kokoda Track raises the question as to how sustainable some of these actually are. Some campsites either have a very small number of trekkers using them in any given trekking season which others have had no trekkers stay for the entire length of the 2012 trekking season and may indeed have no paying guests in 2013 either. As the majority of trekking companies and tour operators have their preferential campsites it may be the case that some of these other less frequented properties are just simply not a sustainable business prospect. The certification committee may be able to look at this issue and consider any recommendations they can make or to even consider a KTA policy on location and use of particular sites.

Another factor to consider is those campsites that have not been viable and owners have simply let them become overgrown and allow the buildings to collapse without any attempt to remove what,

in some cases has become unsightly. Such overgrown and unused properties are located often located on the Kokoda Track itself, e.g., downhill from Propeller Junction, Japs Ladder, Banana Camp, Dump 66, Camp 44, 1900 (other side of creek) and one campsite in Isurava.



Unsightly - old hut as abandoned Campsite near Propeller Junction



Bombers Campsite: A well frequented and suitable campsite for large groups

Pre-booking of campsites by trekking groups may also be something that the Guest Haus Certification Committee considers as a recommendation to tour operators to potentially assist with the above issues. It may be possible to prevent overcrowding that has occurred at some campsites when several trekking groups arrive at a particular campsite on the same afternoon. Any pre-booking system would not be the direct responsibility of KTA, rather a recommendation by KTA to tour operators and guides to ensure that campsites owners and expecting a particular group on any given night. Any interventions may also encourage tour operators to look at other properties for their overnight stays or splitting the group across two or more campsites within a particular area, e.g., in Efogi and Manari where there are multiple campsites; utilizing Diggers 1 and 2 and both Goodwater campsites (upper and lower) for a larger group.



Vavu Campsite (1900) - Few trekkers even know it's there as an alternative to 1900

However, many of these smaller and more isolated campsites that get few if any trekkers camping do appear to be frequently used by groups of Nationals walking through to Moresby or Popondetta. Rarely would any of these groups pay for the use of the campsite and owners therefore face the problem of their facilities being used without any income. Additionally, on many occasions some of these groups will source firewood and in many cases will use timbers intended for building/repairs to the buildings and even dismantle walls and flooring for firewood. On this audit walk we witnessed several logs which were built into seats for groups dismantled and cut into smaller lengths, some to make a raft to cross Eora Creek in flood and the remainder burnt for firewood.



Dalo Campsite, Alola: Rebuilding after a grassfire destroyed the original buildings.

During the 2012 audit the auditor was approached by quite a considerable number of landowners who stated that they were going to open up a campsite and build trekker's huts for the 2013 or 2014 trekking season. At that the majority of these proposed new campsites were proposed to be built in already heavily utilised locations for trekker accommodation, in particular Efogi and Manari. During this audit, however many of these "proposed" campsites had not been built with new campsites

only built or under construction in Naoro 1, Kagi Gap and Isurava. On the other hand, several campsites with little or no usage over the past few years had been closed and would remain closed during the 2013 trekking season - these being in Manari, Enivilogo, Efogi, 1900 and Isurava.



New trekker's hut at Sunset Campsite, Kagi Gap - but will it get frequent use?

If development of new campsites does become a concern then it is the recommendation by the auditor that the certification committee look at a positive solution to unnecessary development of more campsites, particularly in locations that may have sufficient trekker accommodation. Although, at this time there does not appear that more campsites will appear along the Kokoda Track this could become an issue in the future.



Lavane Campsite (Isurava) - A lack of clients staying has forced the owner, Norman to close down in 2013

Another issue of concern is the common situation where very large trekking groups “squeeze” into a campsite which is just too small for the number of individuals. These “tent cities” place enormous pressures on campsites, buildings toilets and sourcing of firewood and in several cases there is

increased erosion around waterholes where creeks are used for washing, as well as environmental impact of soaps, shampoo and other body lotions, e.g., insect repellent, deodorant.



1900 Campsite - evidence of increased erosion at access point to creek

Summary

Following the audit visit to all Guest Haus properties in September 2012 there were recommendations for improvements and changes made to the majority of campsite. During the March 2013 audit it is pleasing to report that the vast majority of property owners have acted upon these recommendations and in many cases have gone far beyond what was originally recommended. There is no doubt that to-date the Guest Haus Certification Program has been very successful in bringing to property owners attention the aspects of their campsites that need improving, maintenance, correction and/or attention. Also, through the audit visits in September 2012 and March 2013 there has also been the opportunity for two-way communication and feedback that has proved invaluable in the Guest Haus Certification Program.

There has been a very positive response from virtually all property owners along the entire length of the Kokoda Track. Owners welcomed the auditor during both visits and interaction between the auditor and property owners was always on a very positive note. The March 2013 audit was unique in that the auditor was able to visit almost all properties on two occasions due to the fact that a return walk from Kokoda to Owers Corner was possible in the final week of March after the initial walk from Owers Corner to Kokoda.

Guest haus owners, in general were very welcoming of advice received from the auditor and conversations with property owners were always interactive and informative for both parties. At every visit property owners were given the opportunity to explain what they had done in the past,

what they were currently doing with their properties and what their long-term plans were for future sustainability and development of their properties.



Arson Attack - Daisy's Campsite (Hoi) 3 buildings destroyed by fire on the evening prior to the auditor's visit

It is believed by the auditor that the majority of property owners are indeed well-prepared for the commencement of the 2013 trekking season by taking on-board the advice received from the auditor on how to prepare their campsites, huts and associated buildings. The first two larger groups to walk the track commenced at Kokoda on Tuesday 26th March and the auditor met with the tour operators of both groups on the evening they completed their crossings. Both tour operators were very positive about the state of the campsites at which they stayed and both also commented that the appearance of the majority of properties they walked past definitely looked much better.

Having walked the length of the Kokoda Track every February and March for the past five years I can confidently state that the vast majority of properties are in far better condition than I have ever seen on any other occasion. Leaky roofs, broken steps, holes in floors, unstable buildings, overgrown properties, unusable toilets, and broken showers to name a few were hard to find.

From the two initial audit visits in September 2012 and March 2013 there is indeed a very positive beginning to the Guest Haus Certification Program which will hopefully be sustainable over the coming years as Guest Haus owners realise the potential of conducting their businesses in a professional manner and being well-prepared for the commencement of each new trekking season and also being able to maintain their properties in a high standard of maintenance for the length of each trekking season.



Bartz Campsite, Efogi - Well-maintained and a picturesque setting on the edge of Efogi Village



The view over Myola 2: A fascinating alternative for trekkers

2013 Audit - Auditor's Recommendations to Certification Committee

The strength of the independent audit report is that it allows an opportunity for all campsite property owners to be made aware of the KTA Guest Haus Certification Program and areas and aspects of their properties that may require attention: including buildings, toilets, paths, environmental aspects and viability.

The following summarises the auditor's recommendations to the certification committee for consideration following the March 2013 audit:

- ✓ To continue the Guest Haus Certification Audit in 2014 with consideration by the Certification Committee to support a follow-up audit visit in September 2013. There appears to be strength in having had the pre-audit in September 2012 with the vast majority of the auditor's recommendations made at that time being acted upon by property owners. The Certification Committee can consider if such a follow-up visit late in the 2013 trekking season could be of value and benefit to property owners in preparation for the 2014 trekking season;
- ✓ That the Guest Haus Certification Committee meet at their earliest convenience to approve the issuing of Certificates to all Guest Haus owners who have reached the satisfactory standard required for certification for the 2013 trekking season. These certificates should be laminated and delivered directly to property owners by the end of April, 2013;
- ✓ An on-going mentoring of Guest Haus owners by KTA Rangers when out on patrol;
- ✓ Delivery of the remaining toilet pot sets promised to Guest Haus owners as soon as possible;
- ✓ An on-going educational development program for Guest Haus owners. This could be further training in the areas of business management, long-term planning for sustainability and environmental protection as examples;
- ✓ To recommendation to property owners whose campsites have no suitable location for pit toilets to either use an alternate toilet, i.e., composting toilet, or to relocate the campsite;
- ✓ A stronger focus on environmental awareness by tour operators and campsite owners on the impact of overcrowding of campsites - perhaps a maximum group size policy that is enforced;
- ✓ That KTA be encouraged to support tour operators in having some type of pre-booking process for all their trekking groups. This would be best conducted as an arrangement that tour operators and guides have with property owners to prevent double-booking at more commonly used campsites. It should not be KTA's direct responsibility to manage a pre-booking system however, they could encourage groups to be more accurate in listing the intended overnight stops and also encourage operators and guides to have made direct contact with campsite owners to ensure that there is available space for their group on the required night. KTA's involvement would therefore be minimal and advisory only;
- ✓ An enforcement of payment by trekking groups for all trekkers and porters using campsite facilities - K20 per trekker: K10 per porter/guide etc;
- ✓ Sufficient firewood for cooking be supplied to groups by property owners and additional firewood be paid for by groups;
- ✓ A stronger push for the use of environmentally friendly products used by trekkers (and porters) for washing, insect repelling, etc.
- ✓ Policy initiatives on the development of new campsites and guest houses;

- ✓ A policy of environmental awareness and protection by tour operators on toilet use in locations where there are no pit toilets; dig holes and distance from waterways, etc;
- ✓ A directive to tour operators to insist their porters use pit toilets;
- ✓ Continue to encourage property owners to upgrade to Guest Haus certification in villages where there are often fly-in and/or fly-out short trek groups, NGO's, visiting workshop presenters, etc., to provide a more comfortable short-term stay.



A new campsite nearing completion in Kagi Village

Kokoda Guest Haus Audit

Comparative Analysis March 2013 to September 2012 - Summary Report

Location	Property Name Owner's Name	Certification Level Sought	2012 Audit Certification Recommended	Auditor's 2012 Recommendations to Owners for Improvements Required for Certification
GOLDIE RIVER	GOLDIE RIVER (Upstream) Mado	Campsite	YES Once Improvements are made	Current toilets too close to drainage line and creek. New toilet location discussed and agreed by owner - plans to relocate toilets by start of 2013 trekking season. Track to Goldie River for washing needs some maintenance work to reduce slip hazards.
Certification Recommended for 2013? YES Once improvements are made		2013 Auditor's Comments	Certification is recommended for the 2013 trekking season once the following improvements are made: New toilet(s) built in a suitable location as discussed with the owner. Current toilets are too close to a small permanent stream.	
GOLDIE RIVER	GOLDIE RIVER (Downstream)	Campsite	NO	Owner not on-site to discuss certification. Campsite needs maintenance work on current buildings. Current toilets too close to drainage line and creek. New toilet will need to be built by start of 2013 trekking season.
Certification Recommended for 2013? NO		2013 Auditor's Comments	Certification is not recommended for the 2013 trekking season. The site has no suitable toilets and is in a poor state of maintenance. There is probably no need for two campsites located at Goldie River. Owner was not available on both visits to the site during the March Audit.	
DUMP 66	DUMP 66	Campsite	NO	Site is run-down. Shelters are temporary with tarp roofs which are torn and need replaced. Toilets are too close to small creek and buildings have collapsed. Site is rarely used by trekkers. Owner was not on-site during visit.
Certification Recommended for 2013? NO		2013 Auditor's Comments	Certification is not recommended for the 2013 trekking season. Current buildings, including toilets should be removed and the site allowed to regenerate. Owner was not available on both visits to the site during the March Audit	

Location	Property Name Owner's Name	Certification Level Sought	Certification Recommended	Improvements Required for Certification
GOODWATER Lower	KOKAKE Campsite Boraru	Campsite	YES	No action necessary for certification. Campsite is well-maintained and required buildings are in good condition. Currently constructing a new trekker's hut with plans to have this completed by the start of the 2013 trekking season.
Certification Recommended for 2013? YES		2013 Auditor's Comments	The owner has made many improvements to this site to now see it as a good location with good grassed areas and a reasonable sized trekker's hut. Two new toilets being built and a open-plan porter's hut. The owner has also cleaned up the site and the creek which has many pieces of old tarp lying around.	
GOODWATER Upper	KUKUI Campsite Iobu	Campsite	YES	No action necessary for certification. Campsite is well-maintained and required buildings are in good condition. Currently constructing a new trekker's hut and dining haus with plans to have this completed by the start of the 2013 trekking season. Porter's hut needs some maintenance work.
Certification Recommended for 2013? YES		2013 Auditor's Comments	The owner has made multiple improvements to the site. A new trekker's hut and a good sized dining haus are good additions. There is now a safe path from the campsite down to the creek which replaces the previously steep and slippery path - this area has been re-planted with local trees.	
UA-ULE CREEK	UA-ULE Campsite Rueben	Campsite with Trekking Hut	YES Once Improvements are made	Current toilets too close to drainage line and creek. New toilet location discussed and agreed by owner - plans to relocate toilets by start of 2013 trekking season. Rota-Loo that was constructed in 2010 is not in use at present and if it is to be rebuilt it will need to be relocated due to its location near creek and the waste/overflow line. Owner does not wish to rebuilt but KTF have plans to re-open

Certification Recommended for 2013? YES Once improvements are made		2013 Auditor's Comments	On the first visit through the site it was overgrown and all buildings required the roofs to be repaired. On the second visit in late-March the owner had cleared the property and fixed the roofs. However, he had started to build a new toilet where the old toilets are and this is just too close to a permanent creek (5m). He has agreed to relocate the toilets to an area that we both discussed during the visit. The old Rota-Loo needs removal - he is using the toilet pot from the Rota-loo. Steps from campsite to Ua-Ule Creek have recently been washed out due to heavy rain and need replaced/fixing.	
IORIBIAWA	IORIBIAWA (Upper) Jack Ave	Campsite with Trekking Hut	YES Once Improvements are made	Location of toilets are too close to drain line. New buildings to be built to certification specifications. Steps to trekker's hut need replacing to certification guidelines. Buildings are in good condition.
Certification Recommended for 2013? YES		2013 Auditor's Comments	Certification is recommended for the 2013 trekking season. Owner has built new trekkers and porters accommodation with a new cook haus and a redesigned dining haus. Toilets have been repositioned to a suitable location.	
OFI CREEK	OFI CREEK CAMPSITE Dobo Billy	Campsite with Trekking Hut	YES	No action necessary for certification. Campsite is well-maintained and required buildings are in very good condition. Owner has plans to rebuild Rota-Loo in a new location by 2013. Current toilet location is satisfactory.
Certification Recommended for 2013? YES		2013 Auditor's Comments	The owner has made excellent improvements and Certification is recommended for the 2013 trekking season. All buildings are new and new toilets have been built next to the one built in 2012. The owner has done some excellent erosion control works and has cleared the old heli landing area above the campsite as an alternative campsite for larger groups.	
UA-ULE CREEK	UA-ULE Campsite Rueben	Campsite with Trekking Hut	YES Once Improvements are made	Current toilets too close to drainage line and creek. New toilet location discussed and agreed by owner - plans to relocate toilets by start of 2013 trekking season. Rota-Loo that was constructed in 2010 is not in use at present and if it is to be rebuilt it will need to be relocated due to its location near creek and the waste/overflow line. Owner does not wish to rebuild but KTF have plans to re-open
Certification Recommended for 2013? YES		2013 Auditor's Comments	On the first visit through the site it was overgrown and all buildings required the roofs to be repaired. On the second visit in late-March the owner had cleared the property and	

Once improvements are made			<p>fixed the roofs. However, he had started to build a new toilet where the old toilets are and this is just too close to a permanent creek (5m). He has agreed to relocate the toilets to an area that we both discussed during the visit. The old Rota-Loo needs removal - he is using the toilet pot from the Rota-loo.</p> <p>Steps from campsite to Ua-Ule Creek have recently been washed out due to heavy rain and need replaced/fixing.</p>	
UA-ULE CREEK	UA-ULE Camp Peter	Campsite	YES Once Improvements are made	This campsite has developed from a small open grassed area a few years ago to now have a trekker's/porter's hut and dining/cook haus. The campsite is well-maintained and toilets are well located, but do need to be re-built as they need major repairs. Path to toilets need some steps to reduce slip hazards.
Certification Recommended for 2013? NO		2013 Auditor's Comments	<p>Owner has stated that he will not be maintaining this campsite and will remove the old buildings before the commencement of the 2013 trekking season.</p> <p>On my return visit in late March he has started to remove the old trekkers hut.</p>	
DUMP 44	DUMP 44 Peter	Campsite	YES Once Improvements are made	<p>Current toilets (both sides) are too close to creek. The newer constructed pit is in danger of collapsing and sliding down the steep slope towards the creek.</p> <p>New toilet location discussed and agreed by owner - plans to relocate toilets by start of 2013 trekking season.</p> <p>Old bush materials roof is currently covered by tarps.</p>
Certification Recommended for 2013? YES Once improvements are made		2013 Auditor's Comments	<p>Certification is recommended for the 2013 trekking season after the recommended improvements are made.</p> <p>The site needs to be well-maintained and initial clearing was started in the last week of March. The toilet location is to be on the RHS of the track heading uphill to Ioribiawa and the other toilet on the other side to be removed due to its close proximity to the creek and its dangerous location next to the cliff.</p>	
IORIBIAWA	IORIBIAWA (Lower) Peter	Campsite with Trekking Hut	YES Once Improvements are made	<p>Location of toilets are satisfactory but buildings need major repairs or replaced. New buildings to be built to certification specifications.</p> <p>Buildings are in good condition.</p>
Certification Recommended for 2013? YES		2013 Auditor's Comments	<p>All improvements recommended have been made.</p> <p>Certification is recommended for the 2013 trekking season. All buildings are new and of excellent design.</p>	

BANANA CAMP	BANANA CAMP	Campsite	NO	Campsite area is well-cleared and suitable for small groups and toilet location is satisfactory. The only shelter is in a bad state of repair and the roof is in danger of collapse. Owner was not on-site to discuss if they will be making improvements and seeking certification in 2013.
Certification Recommended for 2013? NO		2013 Auditor's Comments	Certification is NOT recommended for the 2013 trekking season. No roof left on the building and it is in danger of collapsing. Toilets are un-useable and need removal.	
JAP'S LADDER	JAPS LADDER	Campsite	NO	Campsite area is overgrown and toilet structure has collapsed into pit.. The roof of both buildings have collapsed. Both buildings need to be demolished and removed. Owner was not on-site to discuss if they will be making improvements and seeking certification in 2013.
Certification Recommended for 2013? NO		2013 Auditor's Comments	Certification is NOT recommended for the 2013 trekking season. Both buildings have collapsed and are unsightly and need to be removed. Toilets are un-useable and need removal.	
ENGINEER'S CAMP	ENGINEERS	Campsite	NO	Area is overgrown and there is no sign of any activity. Owner indicated that there are no plans to re-open campsite in the near future.
Certification Recommended for 2013? NO		2013 Auditor's Comments	Certification is NOT recommended for the 2013 trekking season. Access to site is overgrown.	
NAORO 1	Naoro Campsite Jacob Daba	Campsite with Trekking Hut	YES Once Improvements are made	Some of the current buildings are in need of major repairs with bush materials roofs been covered with tarps. Site is crowded with buildings and groups are now using grassed area next to Health Centre as a campsite. New toilets will need to be constructed to certification guidelines and specifications by the start of the 2013 trekking season.
Certification Recommended for 2013? YES		2013 Auditor's Comments	Certification is recommended for the 2013 trekking season. All recommendations made in 2012 have been enacted upon and new trekkers and porters accommodation has been built with a new shower just completed. Grass is starting to grow over the campsite but will probably be killed off during the trekking season.	

NAORO 1	Community Guest Haus	Campsite with Trekkers Hut	NO Will apply for certification in 2013	A small site in the village with new buildings. Community did not request certification during this visit but indicated that they would like to be certified during audit visit in 2013. There are plans to move Community Guest Haus to school site below village after the partly constructed single classroom is removed.
Certification Recommended for 2013? YES		2013 Auditor's Comments	Certification is recommended for the 2013 trekking season. A pleasant central-village location for small groups staying in the hut only. No grassed (or flat) area available for tents.	
NAORO 2	Community Guest Haus	Trekkers Hut	N/A	Not visited in 2012.
Certification Recommended for 2013? YES		2013 Auditor's Comments	A small site in the village with adequate buildings. Suitable for small to medium sized groups. No suitable grassed area available for tents.	
NAORO OLD AIRSTRIP		None	NO	Owner died in 2010 and site has become overgrown. The area tends to be used as a lunch stop by some groups. There are no current plans by past owner's relatives to re-open site.
Certification Recommended for 2013? NO		2013 Auditor's Comments	Certification is NOT recommended for the 2013 trekking season. Some buildings have now collapsed and the remaining buildings are not safe to enter. Buildings need to be removed and site is now very overgrown.	
AUGULOGO	Augulogo #1 Chris Igie	Campsite with Trekkers Hut	YES Once Improvements are made	New toilets currently being constructed to certification specifications. Area around new toilets need cleared and trip hazards removed. Entrance to trekker's hut needs rebuilding which owner plans to complete by 2013.
Certification Recommended for 2013? NO		2013 Auditor's Comments	Certification is NOT recommended for the 2013 trekking season. Owner has been in Port Moresby for past few months and may not return. Current condition of the property is not suitable for tents and none of the recommendations made in 2012 have been actioned.	

Location	Property Name Owner's Name	Certification Level Sought	Certification Recommended	Improvements Required for Certification
AUGULOGO	Augulogo #2 Sobi	Campsite with Trekking Hut	YES	No action necessary for certification. Campsite is well-maintained and required buildings are in good condition. Steps to trekker's hut need repaired.
Certification Recommended for 2013? YES		2013 Auditor's Comments	Certification is recommended for the 2013 trekking season. Site is very clean and well-maintained. Toilets are in excellent condition and creek access improved.	
AUGULOGO	Augulogo #3 Simon Auda	Campsite with Trekking Hut	YES	No action necessary for certification. Campsite is well-maintained and required buildings are in good condition. Replace steps to trekker's hut. Owner is planning on constructing an additional toilet.
Certification Recommended for 2013? YES		2013 Auditor's Comments	Certification is recommended for the 2013 trekking season. Site is very clean and well-maintained. Toilets are in excellent condition and creek access improved.	
MANARI	Tutui 1 Steve Gibson	Campsite with Trekking Hut	YES Once Improvements are made	New toilet pits have been dug and buildings will be constructed in time for 2013 trekking season. New dining haus is under construction. Shower is currently under construction. Add handrail to trekker's hut veranda.
Certification Recommended for 2013? YES		2013 Auditor's Comments	Certification is recommended for the 2013 trekking season. Site is in excellent condition and well-maintained. All building works have now been completed.	
MANARI	Manari #2 Waxson	Campsite with Trekking Hut	YES Once Improvements are made	Toilets need to be re-located as they are currently too close to creek. Owner agreed on improvements needed to shower. Dining haus needs some changes to table and seat height.
Certification Recommended for 2013? YES		2013 Auditor's Comments	Certification is recommended for the 2013 trekking season. All recommendations made in 2012 have been actioned. Site is looking much better than when last visited well-maintained. There is now a good grass cover in the area suitable for tents.	

MANARI	Manari #3 Bokoi Falole	Campsite with Trekking Hut	YES	No action necessary for certification. Campsite is well-maintained and required buildings are in good condition. Porter's toilet will need relating soon as it is reaching the end of the pit life. Minor changed to table in dining haus.
Certification Recommended for 2013? YES		2013 Auditor's Comments	Certification is recommended for the 2013 trekking season. Site does need some minor maintenance. Water supply is erratic and the shower needs some repairs.	
MANARI	Manari #4 Tanis	Campsite with Trekking Hut	YES	No action necessary for certification. Campsite is well-maintained and required buildings are in good condition. Owner plans to rebuild trekker's hut by 2013.
Certification Recommended for 2013? YES		2013 Auditor's Comments	Certification is recommended for the 2013 trekking season. Site is in excellent condition and well-maintained.	
MANARI	Tutui 2 Nathan	Campsite with Trekking Hut	YES Once Improvements are made	New toilet currently under construction. New steps needed to trekker's hut and shower area and base needs complete rebuilding and levelling.
Certification Recommended for 2013? YES		2013 Auditor's Comments	Certification is recommended for the 2013 trekking season. Site is in excellent condition and well-maintained.	
MANARI	Manari #6 Silver Elodo	Campsite with Trekking Hut	YES Once Improvements are made	Current toilet location is too close to creek. Owner has agreed on a new location and to build new toilets according to certification guidelines and specifications. Shower needs to be rebuilt and minor changes required to dining haus.
Certification Recommended for 2013? YES		2013 Auditor's Comments	Certification is recommended for the 2013 trekking season. Site is in excellent condition and well-maintained. All recommendations made in 2012 have been actioned and new buildings are well located and built.	

Location	Property Name Owner's Name	Certification Level Sought	Certification Recommended	Improvements Required for Certification
MANARI	Joe's Campsite Joe	Campsite with Trekking Hut	YES Once Improvements are made	Current toilet location is too close to creek. Owner has agreed on a new location and to build new toilets according to certification guidelines and specifications. Steps needed on path to shower to reduce slip hazard.
Certification Recommended for 2013? YES		2013 Auditor's Comments	Certification is recommended for the 2013 trekking season. Site is in much better condition than when visited in 2012 and well-maintained. All recommendations made in 2012 have been actioned.	
MANARI	Landy's Guest Haus Landy Matthew	Campsite with Trekking Hut	YES Once Improvements are made	Property is very run-down with buildings in need of major repairs. Roof on porter's hut needs replacing. Floor in porter's hut needs replacing/repared. Dining and cook haus needs repairs. Trekker's hut needs to be stabilised with bracing. Toilet buildings are too close to drain line and need to be re-located.
Certification Recommended for 2013? NO		2013 Auditor's Comments	Certification is NOT recommended for the 2013 trekking season. Site is in a completely overgrown state. All buildings are unsafe and the cook haus has collapsed. I met with him in Alola where he is currently living and he was unsure if he will return to re-open the site this year.	
ENIVILOGO		Campsite	YES Once Improvements are made	Area needs clearing and a new porter's hut will need to be constructed in order to be certified as a campsite. Toilets are well-located and well-built.
Certification Recommended for 2013? NO		2013 Auditor's Comments	Certification is NOT recommended for the 2013 trekking season. There is little chance that any groups will detour to Enivologo to stay at this site in 2013. The site is overgrown and building unsafe.	

Location	Property Name Owner's Name	Certification Level Sought	Certification Recommended	Improvements Required for Certification
BRIGADE HILL	Gaksy	Campsite with Trekking Hut	YES Once Improvements are made	Maintenance required on all buildings. There are too many old, disused toilets that are unsightly and need removed.
Certification Recommended for 2013? YES		2013 Auditor's Comments	Certification is recommended for the 2013 trekking season. All recommendations made in 2012 have been actioned. The site is looking very clean and well-prepared for the large number of trekkers who will camp there on Anzac Day. Much improved accommodation for porters and better eating areas now built.	
EFOGI	Efogi #1 Janet / Henry	Campsite with Trekking Hut	YES	No action necessary for certification. Campsite is well-maintained and required buildings are in good condition. Replace steps and handrail to trekker's hut. Dining table could be lowered to specifications.
Certification Recommended for 2013? YES		2013 Auditor's Comments	Certification is recommended for the 2013 trekking season. All recommendations have been actioned. All buildings in good condition with new enclosed shower, with change area and two new toilets.	
EFOGI	Efogi #2 Joel	Campsite with Trekking Hut	YES Once Improvements are made	Toilet buildings are too low and need to be rebuilt to certification specifications - location is satisfactory. Current trekker's hut needs maintenance and repairs. Area around shower is poorly drained and needs fixing. Make shower more private.
Certification Recommended for 2013? YES		2013 Auditor's Comments	Certification is recommended for the 2013 trekking season. All recommendations have been actioned with a new shower offering privacy to trekkers. All building repairs have been made.	

Location	Property Name Owner's Name	Certification Level Sought	Certification Recommended	Improvements Required for Certification
EFOGI	Bartz Guest Haus Bartz Biatia	Campsite with Trekking Hut	YES Once Improvements are made	Rebuild trekker's toilet to certification specifications location is satisfactory. Some repairs needed to floor in trekker's hut.
Certification Recommended for 2013? YES		2013 Auditor's Comments	Certification is recommended for the 2013 trekking season. All recommendations have been actioned with a new trekking toilet built and floor to trekker's hut having been repaired. Campsite is well-maintained.	
EFOGI	Malon's Campsite Malon	Campsite with Trekking Hut	YES	No action necessary for certification. Campsite is well-maintained and required buildings are in very good condition. Excellent campsite in excellent order.
Certification Recommended for 2013? YES		2013 Auditor's Comments	Certification is recommended for the 2013 trekking season. Several new buildings, including trekking hut, cook haus and toilets. Campsite is in excellent condition. All paths well cleaned and creek access improved.	
EFOGI	Efogi #5 Agisi	Campsite with Trekking Hut	YES Once Improvements are made	Currently not operating. Plans to re-open for 2013 trekking season. Will need new toilets - current pits unsuitable, but location is satisfactory. Need to build a new cook haus.
Certification Recommended for 2013? NO		2013 Auditor's Comments	Certification is NOT recommended for the 2013 trekking season. Not intending to be operating in 2103.	
EFOGI	Chris' Trekking Hut Chris Aubi	Campsite with Trekking Hut	YES	No action necessary for certification. Campsite is well-maintained and required buildings are in fair to good condition. Toilet roof is a little low and needs lifting to 2.1m inside height.
Certification Recommended for 2013? YES		2013 Auditor's Comments	Certification is recommended for the 2013 trekking season. All recommendations have been actioned. Toilets have been rebuilt and repairs made to all buildings. A new shower has also been built.	

Location	Property Name Owner's Name	Certification Level Sought	Certification Recommended	Improvements Required for Certification
EFOGI	Efogi #7 Vodave	Campsite with Trekking Hut	YES Once Improvements are made	Toilet roofs are too low and need lifting to 2.1m. Replace handrail to trekker's hut as it is currently unsafe. Shower needs rebuilding with safer path and level wet area.
Certification Recommended for 2013? YES		2013 Auditor's Comments	Certification is recommended for the 2013 trekking season. All recommendations have been actioned. New porter's accommodation, cook haus and dining haus with a trekkers retreat area also being built. A new shower has been built with a separate change area and shelves.	
EFOGI	Efogi #8 Gaksy	Campsite with Trekking Hut	YES	No action necessary for certification. Campsite is well-maintained and required buildings are in good condition. Will need new toilet pits within next year as current ones are filling up. Fix wet area around shower - drainage. Shower running all day and night - replace washer on tap.
Certification Recommended for 2013? YES		2013 Auditor's Comments	Certification is recommended for the 2013 trekking season. All recommendations have been actioned. Improvements to shower are good. Still need to fix area around toilets to improve access and add steps to & from toilets for safety when stepping across small drain.	

Location	Property Name Owner's Name	Certification Level Sought	Certification Recommended	Improvements Required for Certification
EFOGI	Landy's Guest Haus Landy	Campsite with Trekking Hut	YES	No action necessary for certification. Campsite is well-maintained and required buildings are in good condition. Minor repairs needed to trekker's hut. Shower building is showing signs of age - loose metal needs removal for safety.
Certification Recommended for 2013? YES		2013 Auditor's Comments	Certification is recommended for the 2013 trekking season. All recommendations have been actioned. All buildings have been replaced in a new-look campsite. Shower still needs to be fixed but I was assured that this would be happening in the week following my audit visit.	
EFOGI	Jacob's Campsite Ailyn	Campsite with Trekking Hut	YES Once Improvements are made	Rebuild trekker's toilet to certification specifications and guidelines. Minor adjustments to shower needed.
Certification Recommended for 2013? YES		2013 Auditor's Comments	Certification is recommended for the 2013 trekking season. All recommendations have been actioned. New paths to shower and toilets and buildings remain in a good condition.	
EFOGI	Morgan's Family Campsite Morgan	Campsite with Trekking Hut	N/A	Not visited in 2012.
Certification Recommended for 2013? YES		2013 Auditor's Comments	Certification is recommended for the 2013 trekking season. All buildings have been replaced in a new-look campsite. A pleasant location at the back of the village with a good, large grassed area for camping.	
LANUMU	Haba's Campsite Haba	Campsite with Trekking Hut	YES Once Improvements are made	Rebuild trekker's toilet to certification specifications and guidelines. Shower needs rebuilding.
Certification Recommended for 2013? YES		2013 Auditor's Comments	Certification is recommended for the 2013 trekking season. All recommendations have been actioned. New shower is closer to the campsite and well-built.	

Location	Property Name Owner's Name	Certification Level Sought	Certification Recommended	Improvements Required for Certification
LANUMU	Stanley's Campsite Stanley Enage	Campsite with Trekking Hut	YES Once Improvements are made	Currently rebuilding all structures according to certification specifications and guidelines and plans to have completed building by start of 2013 trekking season.
Certification Recommended for 2013? YES		2013 Auditor's Comments	Certification is recommended for the 2013 trekking season. All recommendations have been actioned. All buildings are new and well-built.	
LANUMU	Gilna's Campsite Gilina	Campsite with Trekking Hut	YES Once Improvements are made	Rebuild trekker's toilet to certification specifications and guidelines. Need to add bracing to trekker's hut. Shower needs enclosure built for privacy.
Certification Recommended for 2013? YES		2013 Auditor's Comments	Certification is recommended for the 2013 trekking season. Most recommendations have been actioned. Shower needs to have screening for more privacy.	
NADURI	Naduri Guest Haus Joel	Campsite with Trekking Hut	YES	No action necessary for certification. Campsite is well-maintained and required buildings are in good condition. Some on-going maintenance to roofs and buildings required - floors need some minor repairs. Plans to complete individual guest huts for 2013 trekking season.
Certification Recommended for 2013? YES		2013 Auditor's Comments	Certification is recommended for the 2013 trekking season. All recommendations have been actioned. New shower completed with a large change room and excellent enclosed shower area. Individual cabins were almost completed during my return visit in late-March.	
KAGI	Havo's Campsite Havo	Campsite with Trekking Hut	YES	No action necessary for certification. Campsite is well-maintained and required buildings are in good condition. Plans to rebuild cook haus for 2013 trekking season.
Certification Recommended for 2013? YES		2013 Auditor's Comments	Certification is recommended for the 2013 trekking season. Some minor repairs still to be completed - minor repairs to toilets and dining haus.	

Location	Property Name Owner's Name	Certification Level Sought	Certification Recommended	Improvements Required for Certification
KAGI	Kaha Guest Haus Jerry Dimuda	Campsite with Trekking Hut Applying for certification as a Guest Haus in 2013	YES	No action necessary for certification. Campsite is well-maintained and required buildings are in good condition. Plans to apply for Guest Haus certification in 2013. Currently constructing 3 x individual cabins with insect screening, bed bases and mattresses. New steps required to trekker's hut.
Certification Recommended for 2013? YES		2013 Auditor's Comments	Certification is recommended for the 2013 trekking season. All recommendations have been actioned. Individual cabins are completed but there are no bed frames, mattresses as yet.	
KAGI	Kagi #3 Gai	Campsite with Trekking Hut	YES	No action necessary for certification. Campsite is well-maintained and required buildings are in good condition. New steps required to trekker's hut.
Certification Recommended for 2013? YES		2013 Auditor's Comments	Certification is recommended for the 2013 trekking season. All recommendations have been actioned with new steps to trekker's hut. New porter's hut under construction with a new cooking area.	
KAGI	Josephs Campsite Joseph Sensi	Campsite with Trekking Hut	N/A	Not visited in 2012 audit.
Certification Recommended for 2013? YES		2013 Auditor's Comments	Certification is recommended for the 2013 trekking season. No action necessary for certification. Campsite is well-maintained and required buildings are in good condition.	
KAGI	Sunset Campsite	Campsite with Trekking Hut	N/A	Visited in 2012 audit but not recommended for certification at that time.
Certification Recommended for 2013? YES Once recommendations are acted upon.		2013 Auditor's Comments	Certification is recommended for the 2013 trekking season once improvements are made and recommendations acted upon. Currently buildings are being constructed. Toilets need rebuilding.	

BOMBER'S	Bomber's Campsite Martin & Joe Rama	Campsite	YES	No action necessary for certification. Campsite is well-maintained and required buildings are in good condition. Addition of a hot water shower in 2012.
Certification Recommended for 2013? YES		2013 Auditor's Comments	Certification is recommended for the 2013 trekking season. Area is well-maintained and well prepared for the 2013 trekking season.	
DIGGER'S	Diggers Camp 1 Vavela Sida	Campsite with Trekking Hut	YES Once Improvements are made	Current toilet location is too close to creek. Owner has agreed on a new location and to build new toilets according to certification guidelines and specifications. Remove old disused building and fill-in old toilet pit close to creek.
Certification Recommended for 2013? YES		2013 Auditor's Comments	Certification is recommended for the 2013 trekking season. All recommendations have been actioned. Toilet has been relocated to a suitable location.	
DIGGER'S	Diggers Camp 2 Kopi Sida	Campsite with Trekking Hut	YES Once Improvements are made	Current toilet location is too close to creek. Owner has agreed on a new location and to build new toilets according to certification guidelines and specifications. Replace bottom step to trekker's hut
Certification Recommended for 2013? YES		2013 Auditor's Comments	Certification is recommended for the 2013 trekking season. All recommendations have been actioned. Site has been cleared with just a few large tree logs to be milled for timber and the remainder of the area to be cleaned.	

Location	Property Name Owner's Name	Certification Level Sought	Certification Recommended	Improvements Required for Certification
MYOLA 2	Myola 2 Guest Haus Mark Keriea	Campsite with Trekking Hut Guest Haus in 2013	YES	No action necessary for certification. Campsite is well-maintained and required buildings are in fair condition. Owner plans to demolish existing accommodation building and rebuild as a Guest Haus by the start of the 2013 trekking season.
Certification Recommended for 2013? YES		2013 Auditor's Comments	Certification is recommended for the 2013 trekking season. New building under construction - should be in operation by mid-2013. Currently suitable for groups in tents.	
1900 TRACK SIDE	1900 Campsite Kenneth Matama	Campsite with Trekking Hut	YES Once Improvements are made	Toilet location is satisfactory but structures need to be rebuilt for start of 2013 trekking season. Other buildings need on-going maintenance.
Certification Recommended for 2013? YES Once improvements are made		2013 Auditor's Comments	Certification is recommended for the 2013 trekking season once recommendations are acted upon. During my first visit in early-March the site was overgrown and the dining haus has collapsed. On my return in late-March the Erosion problems along creek may need actioning by KTA.	
1900 OTHER SIDE	1900	Disused	NO	Disused campsite - owner has indicated that he will not be rebuilding in the near future.
Certification Recommended for 2013? NO		2013 Auditor's Comments	Not operating. Owner needs to remove old collapsed buildings.	
VAVU	Vavu Campsite Peter Raba	Campsite with Trekking Hut	YES Once Improvements are made	Pathways around campsite have many trip and slip hazards. Old logs make walking to toilet difficult. Toilet buildings need to be rebuilt. Access to creek needs maintenance to reduce erosion.
Certification Recommended for 2013? YES		2013 Auditor's Comments	Certification is recommended for the 2013 trekking season. All buildings are in good condition and campsite is well cleaned. Track to toilets still needs clearing and access to campsite from Kokoda Track need some clearing.	
TEMPLETON'S 1	Templeton's 1 Top	Campsite	YES - Once Improvements are made	Porter's toilet needs relocating as it is too close to creek. Major maintenance work to buildings required by start of 2013 trekking season.

Certification Recommended for 2013? YES		2013 Auditor's Comments	Certification is recommended for the 2013 trekking season. All recommendations have been actioned. New toilet has been built and buildings all repaired.	
TEMPLETON'S 1	Templeton's 1 Lower Solomon	Campsite with Trekking Hut	YES	No action necessary for certification. Campsite is well-maintained and required buildings are in fair condition. Plans to rebuild porter's huts by the start of the 2013 trekking season.
Certification Recommended for 2013? YES		2013 Auditor's Comments	Certification is recommended for the 2013 trekking season. No new porter's hut as yet but current buildings are satisfactory. Improvements made to path access to creek.	
TEMPLETON'S 2	Templeton's 2 Camp Obo	Campsite with Trekking Hut	YES	No action necessary for certification. Campsite is well-maintained and required buildings are in fair condition. Remove old, unused toilets closest to creek. Plans to build a small veranda at entrance to trekker's hut.
Certification Recommended for 2013? YES		2013 Auditor's Comments	Certification is recommended for the 2013 trekking season. All recommendations have been actioned with new toilets built in a suitable location. Old trekker's hut has been knocked down and rebuilt closer to the creek.	
TEMPLETON'S 2	Across River Joe Ahuv	Campsite with Trekking Hut	YES Once Improvements are made	Toilet structures need rebuilding - follow certification specifications. Trekker's hut floor needs major repairs. Remove old, disused toilet buildings.
Certification Recommended for 2013? YES		2013 Auditor's Comments	Certification is recommended for the 2013 trekking season. All recommendations have been actioned.	

Location	Property Name Owner's Name	Certification Level Sought	Certification Recommended	Improvements Required for Certification
EORA CREEK UPSTREAM	Eora Creek Camp Manasi	Campsite with Trekking Hut	YES Once Improvements are made	Current campsite location is not environmentally sustainable. Current toilet location - too close to creek. Owner has agreed on a new location and to build new toilets according to certification guidelines and specifications. Serious erosion concerns in and around this campsite. Risk of a major landslide from track side. Owner is considering moving campsite back to original location up on flat area above creek heading south. He relocated due to no water - but has plans to lay a small pipe for water supply.
Certification Recommended for 2013? YES		2013 Auditor's Comments	Certification is recommended for the 2013 trekking season. All recommendations have been actioned. Owner has completed major erosion control measures which survived the extreme heavy rain of late-March. There are still long-term concerns with the close proximity of this campsite to Eora Creek and the consequences of a major flood event would definitely see the buildings washed away.	
EORA CREEK	Eora Creek Camp Lilo lola	Campsite	YES	No action necessary for certification. Campsite is well-maintained and required buildings are in fair to good condition. Toilets to be relocated by 2013 trekking season as they are reaching the end of their use-by-date.
Certification Recommended for 2013? YES		2013 Auditor's Comments	Certification is recommended for the 2013 trekking season. Toilets have been rebuilt and a large area cleared on the downstream side of the current campsite.	
ABUARI #1	Abuari Campsite Nadan	Campsite	YES	No action necessary for certification. Campsite is well-maintained and required buildings are in good condition. Some more improvements could be made to pathways and steps in steeper areas to toilets and showers.
Certification Recommended for 2013? YES		2013 Auditor's Comments	Certification is recommended for the 2013 trekking season. All recommendations have been actioned with steps and paths improved.	

Location	Property Name Owner's Name	Certification Level Sought	Certification Recommended	Improvements Required for Certification
ABUARI #2	Kinea-Hua David Fasive	Campsite with Trekking Hut	YES	No action necessary for certification. Campsite is well-maintained and small modifications to be made to steps to trekker's hut and paths to toilets and shower. Owner is building a new shower for 2013 trekking season.
Certification Recommended for 2013? YES		2013 Auditor's Comments	Certification is recommended for the 2013 trekking season. All recommendations have been actioned with steps and paths improved and a new shower built.	
ALOLA #1	Hamama's Guest Haus Lester Lula	Campsite with Trekking Hut	YES Once Improvements are made	Trekking Hut is currently under construction and will need to be completed by the start of the 2013 trekking season. Toilets need to be re-built to certification guild lines and improve path to toilets and wash area.
Certification Recommended for 2013? YES		2013 Auditor's Comments	Certification is recommended for the 2013 trekking season. All recommendations have been actioned. Some land slip damage from the extreme heavy rain to the area in late-March. Some drainage and erosion control works now needed. Add steps to toilets and path to tap.	
ALOLA #2	Alola Guesthaus Sam Sega	Campsite with Trekking Hut	YES	No action necessary for certification. Campsite is well-maintained and required buildings are in good condition. Steps to toilet will require some maintenance before the start of the 2013 trekking season.
Certification Recommended for 2013? YES		2013 Auditor's Comments	Certification is recommended for the 2013 trekking season. All recommendations have been actioned. New toilet built and high risk slip areas have been fixed. No damage to campsite from extreme heavy rain in late-March.	
ALOLA #3	Ivan's Campsite Ivan Sanderson	Campsite with Trekking Hut	YES	No action necessary for certification. Campsite is well-maintained and required buildings are in good condition. Current pathways and steps are starting to show some signs of wear and will need fixing before 2013.
Certification Recommended for 2013? YES		2013 Auditor's Comments	Certification is recommended for the 2013 trekking season. All recommendations have been actioned with new steps and paths to toilets and shower.	

ALOLA #4	Eddy's Guesthaus Peter Lula	Campsite with Trekking Hut	YES	No action necessary for certification. Campsite is well-maintained and required buildings are in good condition. Bottom step to trekking hut needs replacing.
Certification Recommended for 2013? YES		2013 Auditor's Comments	Certification is recommended for the 2013 trekking season. Step to trekker's hut has been replaced. Some land slip damage as a result of the extreme heavy rain to the area in late-March.	
ALOLA #5	Dalo Campsite Charlie Sosove	Campsite with Trekking Hut	YES	No action necessary for certification. Campsite is well-maintained and required buildings are in good condition. Old toilet pit needs safety screening or filling in.
Certification Recommended for 2013? YES		2013 Auditor's Comments	Certification is recommended for the 2013 trekking season. All buildings were burnt down after a small grass fire in the garden got out of control and also burnt down the family huts. All buildings have now been rebuilt to a high standard.	
ISURAVA MEMORIAL	Isurava Memorial Community Guest Haus Loli Liua	Campsite with Trekking Hut	YES	No action necessary for certification. Campsite is well-maintained and required buildings are in good condition. Permanent roof over Dining Haus would be a good addition rather than using tarps.
Certification Recommended for 2013? YES		2013 Auditor's Comments	Certification is recommended for the 2013 trekking season. Roof now built over dining haus.	
ISURAVA MEMORIAL	Isurava Memorial Campsite Kiloki	Campsite	YES	No action necessary for certification. Campsite is well-maintained and required buildings are in good condition. Some slip hazards around shower and on path to toilets could be removed.
Certification Recommended for 2013? YES		2013 Auditor's Comments	Certification is recommended for the 2013 trekking season. The recommendation to improve paths has been actioned. New dining haus has been built for the 2013 season.	

Location	Property Name Owner's Name	Certification Level Sought	Certification Recommended	Improvements Required for Certification
ISURAVA #1	Riverside Vixsy Nelson	Campsite with Trekking Hut	YES Once Improvements are made	Toilet is located too close to small creek and will need to be relocated by 2013. New toilets should be built to certification specifications. Trekking Hut requires a step.
Certification Recommended for 2013? YES		2013 Auditor's Comments	Certification is recommended for the 2013 trekking season. All recommendations have been actioned. Construct a shower enclosure to offer privacy to trekkers. Campsite is in a well-maintained condition.	
ISURAVA #2	Lavane Campsite Norman	Campsite with Trekking Hut	YES	No action necessary for certification. Campsite is well-maintained and required buildings are in satisfactory condition. Shower has some slip and trip hazards. Floor at entrance of trekking hut is worn and will need replaced by 2013. Old pit near toilet needs filling-in or fencing to be safe.
Certification Recommended for 2013? NO		2013 Auditor's Comments	Certification is NOT recommended for the 2013 trekking season. Owner has decided not to operate his campsite in 2013.	
ISURAVA #3	Ubuli's Campsite Ubuli	Campsite with Trekking Hut	YES Once Improvements are made	Currently no Porter's Hut - will need to construct one by 2013 trekking season. Toilet roof is too low and will need to be higher to the required height.
Certification Recommended for 2013? YES		2013 Auditor's Comments		

Location	Property Name Owner's Name	Certification Level Sought	Certification Recommended	Improvements Required for Certification
ISURAVA #4	Duddy Haova	Disused Rebuilding for 2013	NO	Site is overgrown and old buildings will need to be demolished and removed prior to re-building. Toilet location and pits are okay but will need to build new structures.
Certification Recommended for 2013? NO		2013 Auditor's Comments	Certification is NOT recommended for the 2013 trekking season. Site has been cleaned up and a new porter's hut is being built. New toilet pits have been dug. The owner might get the campsite into a condition suitable for certification by mid-2013.	
ISURAVA #5	Isurava #5	Disused	NO	No plans by owner to reopen this campsite in 2013.
Certification Recommended for 2013? NO		2013 Auditor's Comments	Certification is NOT recommended for the 2013 trekking season. Owner does not plan to operate the campsite in 2013. Site has been cleaned up.	
DENEKI	Deniki Top Campsite David	Campsite	YES Once Improvements are made	Old trekker's hut is dangerous and at risk of collapse - needs removal. No Porter's toilet - will be required to build one by start of 2013 trekking season. Current path to trekker's toilet is very steep and dangerous and require steps or approach from different location.
Certification Recommended for 2013? YES		2013 Auditor's Comments	Certification is recommended for the 2013 trekking season. All recommendations have been actioned. The old trekker's hut that was dangerous has been removed and a new one build in the same location. New toilets have been built and are well-located.	
DENEKI	Deneki Lower Campsite David & Sabsy	Campsite with Trekking Hut	YES	No action necessary for certification - some minor repairs are recommended. Campsite is well-maintained and required buildings are in good condition. Steps could be re-built for easier access. Some holes in floor are showing signs of becoming bigger as floor timbers are wearing. Toilet roof needs to be lifted to an inside height of 2.1m.
Certification Recommended for 2013? YES		2013 Auditor's Comments	Certification is recommended for the 2013 trekking season. All recommendations have been actioned. Site is well maintained.	

Location	Property Name Owner's Name	Certification Level Sought	Certification Recommended	Improvements Required for Certification
HOI	Daisy	Campsite with Trekking Hut	YES	No action necessary for certification. Campsite is well-maintained and required buildings are in satisfactory condition. Toilets will require rebuilding within the next year as they are starting to show signs of wear. Rebuild to certification specifications. Make repairs to small veranda at entrance to trekking hut.
Certification Recommended for 2013? YES		2013 Auditor's Comments	The day before my audit visit there was an arson attack on the campsite in the night. The two cook haus and dining haus were burnt down. Replacement of these buildings was well-underway the following week when I revisited. Certification is recommended for the 2013 trekking season. All recommendations have been actioned.	
SOA	Jerald Lovi	Campsite with Trekking Hut	YES	No action necessary for certification. Campsite is well-maintained and required buildings are in fair condition. Remove crossbar at entrance to dining haus to avoid bump hazard. Building a 2 nd toilet for 2013 - be sure it is built to certification guidelines.
Certification Recommended for 2013? YES		2013 Auditor's Comments	Certification is recommended for the 2013 trekking season. Minor alterations as recommendations have been actioned. New toilet completed.	

Location	Property Name Owner's Name	Certification Level Sought	Certification Recommended	Improvements Required for Certification
KOVELO	Wescot's Campsite Wescot Toroi	Campsite with Trekking Hut	YES	No action necessary for certification. Campsite is well-maintained and required buildings are in good condition. Currently rebuilding porter's toilet - complete by start of 2013 trekking season.
Certification Recommended for 2013? YES		2013 Auditor's Comments	Certification is recommended for the 2013 trekking season. New toilet completed and a new porter's hut and dining haus also completed.	

KOVELO	Victor's Campsite Edwin Toroi	Campsite with Trekking Hut	YES	No action necessary for certification. Campsite is well-maintained and required buildings are in good condition. Replace steps to trekker's hut to certification guidelines. Toilets will need moving by the end of the 2013 trekking season - rebuild to certification guidelines and specifications.
Certification Recommended for 2013? YES		2013 Auditor's Comments	Certification is recommended for the 2013 trekking season. Site is well-maintained and all buildings are in good order. Plans for new toilets to be built by the end of April.	
KOVELO	Kobwe Community Campsite	Campsite	N/A	Not audited during 2012 audit - was under construction
Certification Recommended for 2013? YES		2013 Auditor's Comments	No action necessary for certification. Campsite is well-maintained and required buildings are in good condition. Flushing toilets (2) and showers (2) in permanent building. Currently no water connected - problems with water pipe from village.	
KOKODA #1	Ketinz Home Neil Toroi	Campsite with Trekking Hut	YES	No action necessary for certification. Campsite is well-maintained and required buildings are in excellent condition. Remove crossbar at entrance to toilet - bump hazard.
Certification Recommended for 2013? YES		2013 Auditor's Comments	Certification is recommended for the 2013 trekking season. Excellent new toilets completed.	
KOKODA #2	Pricilla's Place Pricilla	Guest Haus	YES	No action necessary for certification. Guest Haus is well-maintained and required buildings are in fair condition. Major maintenance works will need to be carried out in the near future. Additional step required at base of stairs to Guest Haus. Fix small trip hazards around site.
Certification Recommended for 2013? YES As Campsite with Trekking Hut Not Guest Haus for 2013		2013 Auditor's Comments	Guest Haus will be closed from April for 3 - 4 months for complete rebuilding. There is a small hut suitable for small groups of trekkers and good grassed areas for tents. New toilet constructed and plans for another to be built by mid-April.	

KOKODA #3	Kokoda Village Camp Henry Jones Amuli	Campsite	YES	No action necessary for certification. Campsite is well-maintained and required buildings are in good condition. Currently doing maintenance works on Dining Haus.
Certification Recommended for 2013? YES		2013 Auditor's Comments	Certification is recommended for the 2013 trekking season. Dining haus completely rebuilt to a high standard. Excellent new shower and toilets completed.	
KOKODA #4	Kokoda Campsite David Soru	Campsite	YES	No action necessary for certification. Guest Haus is well-maintained and required buildings are in fair condition. Currently building two new guest toilets to be completed by 2013. Plans to construct a Guest Haus with individual rooms in 2013
Certification Recommended for 2013? YES		2013 Auditor's Comments	Certification is recommended for the 2013 trekking season. New trekker's and porter's huts constructed. Excellent new shower and toilets completed.	
KOKODA #5	Camp 39 Ori Kennia	Campsite with Trekking Hut	YES	No action necessary for certification. Guest Haus is well-maintained and required buildings are in fair condition. Planning to install septic toilet system by start of 2013 trekking season. A fence MUST be constructed beside and adjacent to small cook haus at cliffs edge. This is a definite safety hazard and a concern given the 20+metre sheer drop off the edge.
Certification Recommended for 2013? YES		2013 Auditor's Comments	Certification is recommended for the 2013 trekking season. All recommendations have been actioned with a safety fence constructed at the cliff edge. Major rebuilding works underway at present to be completed late April.	

Location	Property Name Owner's Name	Certification Level Sought	Certification Recommended	Improvements Required for Certification
KOKODA #6	Kokoda Hospital Guest Haus	Guest Haus	YES	No action necessary for certification. Guest Haus is well-maintained and required buildings are in fair condition. Flywire needs replacing on doors and some windows in both Guest Houses.
Certification Recommended for 2013? YES		2013 Auditor's Comments	Certification is recommended for the 2013 trekking season. None of the recommendations have been actioned - although minor it was discussed with the caretaker (Leon) that these small repairs and maintenance are important.	
KOKODA #7	Oro Haven Gail Thomas Caretaker: Maryanne Embere	Guest Haus	NO Trekks Hut Only - major repairs needed	This property is not up to Guest Haus standard. It does currently meet the certification requirements for a Campsite with Trekker's Hut. Major repairs are required throughout property. Currently property is being looked after by a caretaker.
Certification Recommended for 2013? YES		2013 Auditor's Comments	Certification is recommended for the 2013 trekking season. All recommendations have been actioned. Site has been well cleared and buildings repaired as recommended.	
KOKODA #8	Kokoda Natives Campsite Leonard Harika Cynthia Harika	Campsite with Trekks Hut	YES Once Improvements are made	Property still under construction after being closed for last 2 years. Owners plan to be back in operation by start of 2013 trekking season. Main areas to achieve certification will be to rebuild toilets, complete building trekker's hut and build a porter's hut and cook haus.
Certification Recommended for 2013? YES		2013 Auditor's Comments	Certification is recommended for the 2013 trekking season. All recommendations have been actioned. A well-located and private campsite with excellent potential.	

Location	Property Name Owner's Name	Certification Level Sought	Certification Recommended	Improvements Required for Certification
FALA	Fala River Guest Haus Stan Urisi	Guest Haus	YES	No action necessary for certification. Guest Haus is well-maintained and required buildings are in excellent condition. Major maintenance works will need to be carried out in the near future. Owner plans to build two new guest toilets by 2013.
Certification Recommended for 2013? YES		2013 Auditor's Comments	Certification is recommended for the 2013 trekking season. Erosion control works needed riverside.	
Koko(Manua) #1	Lucian Sombiro	Campsite with trekker's hut Upgraded To Guest Haus	YES	No action necessary for certification. Campsite is well-maintained and required buildings are in good condition. Owner plans to complete building a 5-room guest haus by the start of the 2013 trekking season - currently frame build and roof on.
Certification Recommended for 2013? YES - as a Guest Haus		2013 Auditor's Comments	Certification is recommended for the 2013 trekking season. Six-room Guest Haus completed with mattresses, sheets and towels provided. Hot water, tea & coffee available all day. Meals available on request.	
Koko(Manua) #2	Monty's Campsite	Campsite	YES	No action necessary for certification. Campsite is well-maintained and required buildings are in good condition. Owner plans to rebuild porter's toilet. Planning to build a trekker's hut by the start of the 2013 trekking season.
Certification Recommended for 2013? YES		2013 Auditor's Comments	Certification is recommended for the 2013 trekking season. Site is in good condition.	
Koko (Manua)#3	Kokoda Homestay John Wardman Aithe	Campsite with Trekking Hut	NO	No certification recommended at this time - no toilet facilities & no washing facilities or drinking water within easy walking distance.
Certification Recommended for 2013? NO		2013 Auditor's Comments	Certification is NOT recommended for the 2013 trekking season. No shower or toilets built at this stage.	

Kokoda Guest Haus Audit

March 2013 - Guest Haus Data

Location	Property Name Owner's Name	<i>Suitable Use</i> <i>Actual</i> <i>Frequency of</i> <i>Use</i>	Recommended Group Size	Description of Property
GOLDIE RIVER	GOLDIE RIVER (Upstream)	Campsite Frequent Use	Medium 12 Trekkers	Two grassed areas suitable for tents to accommodate small to medium sized groups. Buildings are need of urgent maintenance.
GOLDIE RIVER	GOLDIE RIVER (Downstream)	Campsite Some Use	Medium 12 Trekkers	Grassed areas are minimal and sloping. Could accommodate a small to medium sized group but currently infrequently used.
DUMP 66 CLOSED	DUMP 66	Campsite Closed in 2013	Large 20 Trekkers	Area is completely overgrown and toilets have collapsed. Old building frames need removal.
GOODWATER	GOODWATER (Lower)	Campsite Frequent Use	Large 20 Trekkers	Good grassed area suitable for medium to large groups. New trekkers and dining hut are well-built.
GOODWATER	GOODWATER (Upper)	Campsite Frequent Use	Large 20 Trekkers	Good grassed area suitable for medium to large groups. New trekkers and dining hut are well-built. New safer access path to creek.
UA-ULE CREEK	UA-ULE CREEK	Campsite with Trekkers Hut Frequent Use	Medium 12 Trekkers	Small grassed area suitable for a small to medium sized group. Open plan trekkers huts (2) which could accommodate a medium sized group. Buildings in good condition.
UA-ULE CREEK CLOSED	UA-ULE CREEK (Lower)	Campsite Closed in 2013	Medium 12 Trekkers	Not in Use in 2013
DUMP 44	DUMP 44	Campsite Few Groups in 2012	Small - Medium 8 Trekkers	Small flat grassed area and some sloping grassed area which could accommodate a small to medium sized group. Very run-down at present.

Location	Property Name Owner's Name	<i>Suitable Use</i> <i>Actual</i> <i>Frequency of</i> <i>Use</i>	Recommended Group Size	Description of Property
IORIBIAWA	IORIBIAWA (Lower)	Campsite with Trekking Hut Frequent Use	Large 20 Trekkers	Large grassed area suitable for a large group. All new buildings completed in February 2013. Excellent dining house and porters accommodation.
IORIBIAWA	IORIBIAWA (Upper)	Campsite with Trekking Hut Frequent Use	Large 20 Trekkers	Large grassed area suitable for a large group. All new buildings completed in February 2013.
OFI CREEK	OFI CREEK CAMPSITE	Campsite with Trekking Hut Frequent Use	Large 20 Trekkers	Grassed areas to accommodate medium groups in tents with all new buildings to accommodate large groups. Excellent campsite. Owner has cleared the old heli pad above the campsite for larger groups in tents.
BANANA CAMP	BANANA CAMP	Campsite Not Used	Medium - Large 16 Trekkers	Large grassed area above shelter for medium to large groups in tents. Shelter in collapsing & is unsafe - not useable at the moment. Toilets have collapsed.
JAP'S LADDER	JAPS LADDER	Campsite Not Used	Not Suitable to camp	Campsite is overgrown and buildings have collapsed. Site should be cleaned up to remove old buildings and allowed to regenerate. Small groups used to camp here.
ENGINEER'S CAMP	ENGINEERS	Campsite Not Used	Not suitable to camp.	Site is overgrown and not suitable for camping. Medium to large groups use to be accommodated here.

Location	Property Name Owner's Name	<i>Suitable Use</i> <i>Actual Frequency</i> <i>of Use</i>	Recommended Group Size	Description of Property
Naoro 1	Naoro Campsite Jacob Daba	Campsite with Trekking Hut Frequent Use	Medium to Large Groups Up to 20 trekkers	A sprawling campsite where the buildings have taken up all the flat area with only a small rectangle area available for tents. Its heavy usage by trekking groups has seen the grass cover shrink to now be predominantly dirt which gets very muddy after any rain. New huts have been built with new shower & toilets. The owner is now utilising the grassed area above the original campsite adjacent to the Health Centre. The paths around this campsite are steep and get very slippery when wet.
Naoro 1	Community Guest Haus	Campsite with Trekking Hut A Few Small Groups	Small groups 6 trekkers	A small community guest haus in the middle of an ever shrinking population in Naoro 1. There is no suitable area for tents and the trekker's hut is suitable for small groups only.
Naoro Old Airstrip	Owner Deceased	None Not Used		A disused campsite used mainly as a lunch stop by trekking groups. When in use (up until 2010) it was a well-maintained campsite with large well-grassed areas suitable for large groups.
Augulogo	Augulogo #1 Chris Igie	Campsite with Trekking Hut Rarely Used	Currently unsuitable Small to medium Groups Up to 12 trekkers	This campsite is on the Naoro river side of the Augulogo cluster of campsites. Area is overgrown and buildings not suitable for use at present.
Augulogo	Augulogo #2 Sobi	Campsite with Trekking Hut Frequent Use	Large Groups Up to 20 trekkers	There are plenty of tent sites available with large well-grassed areas. Good porter's hut and trekker's hut is of a good size for a medium sized group.
Augulogo	Augulogo #3 Simon Auda	Campsite with Trekking Hut Frequent Use	Large Groups Up to 20 trekkers	There is a large well-grassed area suitable for a large group in tents. Good porter's hut and trekker's hut is of a good size for a medium sized group.

Location	Property Name Owner's Name	<i>Suitable Use Actual Frequency of Use</i>	Recommended Group Size	Description of Property
Manari	Tutui 1 Steve Gibson	Campsite with Trekking Hut Frequent Use	Large Groups Up to 20 trekkers	There are plenty of tent sites available with large well-grassed areas. Good porter's hut and trekker's hut is of a good size for a medium sized group. New dining area being constructed for 2013 trekking season.
Manari	Manari #2 Waxson	Campsite with Trekking Hut Limited Use	Currently suitable for small groups Up to 8 trekkers	Area for tents is okay for a small number of trekkers with good new grass cover. The small trekker's hut can accommodate up to 4 people comfortable and up to 6 with a bit of a squeeze.
Manari	Manari #3 Bokoi Falole	Campsite with Trekking Hut Frequent Use	Large Groups Up to 20 trekkers	A large grassed area set well back from the village. Suitable for large groups with tents with a small trekker's hut often used by the tour guide. Water supply to the campsite is often cut due to the need for maintenance repairs on this section of the village water system.
Manari	Manari #4 Tanis	Campsite with Trekking Hut Frequent Use	Large Groups Up to 20 trekkers	A large grassed area suitable for tents with good sized trekker's hut and good porter's accommodation.
Manari	Tutui 2 Nathan	Campsite with Trekking Hut Moderate Use	Large Groups Up to 20 trekkers	A large grassed area suitable for tents with good sized trekker's hut and good porter's accommodation.
Manari	Manari #6 Silver Elodo	Campsite with Trekking Hut Frequent Use	Large Groups Up to 20 trekkers	A large grassed area suitable for tents with good sized trekker's hut and good porter's accommodation.

<i>Location</i>	<i>Property Name Owner's Name</i>	<i>Suitable Use Actual Frequency</i>	<i>Recommended Group Size</i>	<i>Description of Property</i>
------------------------	--	---	--	---------------------------------------

		<i>of Use</i>		
Manari	Joe's Campsite Joe	Campsite with Trekking Hut A Few Groups a Year	Small Groups Up to 6 Trekkers	Situated at the top side of the airstrip this is a very small campsite. There is really only enough space for a few tents and there is little privacy. Buildings have been repaired and the dining haus which is quite large and takes up most of the flat area adjacent to the airstrip.
Campsite with Trekking Hut Manari CLOSED	Landy's Guest Haus Landy Matthew	Campsite with Trekking Hut CLOSED	Large Groups Up to 20 trekkers	Property is completely overgrown and unsuitable for use. Most buildings are unsafe with several already collapsed.
Enivilogo	Daniel	Campsite Not Used in 2012 No plans to use in 2013	Small Groups Up to 6 Trekkers	This campsite has been used once or twice a year by Adventure Kokoda as an alternate route from Brigade Hill to Manari and vice versa. Campsite is overgrown as no groups have stayed there for 2 years. It is a pleasant location and worth considering by a small group looking at a scenic alternative to walk from Manari to Brigade Hill.
Brigade Hill	Gaksy	Campsite with Trekking Hut Frequent Use	Large Groups Up to 20 trekkers	There are large open grassed areas for tents and good porter's accommodation, with one hut being suitable for trekkers. Some groups have been making a habit of pitching tents next to the memorial on the flat open area on top of the hill - this practice should be discouraged.

<i>Location</i>	<i>Property Name Owner's Name</i>	<i>Suitable Use Actual Frequency of Use</i>	<i>Recommended Group Size</i>	<i>Description of Property</i>
Efogi	Efogi #1 Janet / Henry	Campsite with Trekking Hut Limited Use	Small to Medium Groups Up to 12 Trekkers	A small campsite suitable for small to medium groups in tents and up to 6 people in the trekker's hut. It is located adjacent to the Ranger's Station just up the hill from the airstrip.
Efogi	Efogi #2 Joel	Campsite with Trekking Hut A Few Small Groups in 2012	Small to Medium Groups Up to 12 Trekkers	A small campsite suitable for small to medium sized groups. Grassed area is small for suitable for several tents and groups bigger than 6 would have to make use of trekker's accommodation as well as tents.
Efogi	Bartz Guest Haus Bartz Biatia	Campsite with Trekking Hut Frequent Use	Large Groups Up to 20 trekkers	A medium sized campsite overlooking the Efogi River. Good flat area which could accommodate a large group in tents and a medium sized group in the trekker's hut.
Efogi	Malon's Campsite Malon	Campsite with Trekking Hut Frequent Use	Large Groups Up to 20 trekkers	An ideal campsite next to the Efogi River with several large open grassed area with many good, private tent sites. Water supply and washing is in the river. Buildings can accommodate medium to large groups of trekkers and porters. Several new buildings & new toilets.
Efogi	Efogi #5 Agisi	Campsite with Trekking Hut No Use in 2012	Small to Medium Groups Up to 12 Trekkers	Currently not being used but the location is suitable for a small to medium sized group in tents or accommodated in the trekker's hut, which is currently being lived in by the owner's family.
Efogi	Chris' Trekkers Hut Chris Aubi	Campsite with Trekking Hut Moderate Use	Small to Medium Groups Up to 12 Trekkers	A good medium sized grassed area suitable for tents with good sized trekker's hut and satisfactory porter's accommodation.
Efogi	Efogi #7 Vodave	Campsite with Trekking Hut Moderate Use	Small to Medium Groups Up to 12 Trekkers	A good medium sized grassed area suitable for tents with good sized trekker's hut and satisfactory porter's accommodation.
Efogi	Efogi #8 Gaksy	Campsite with Trekking Hut Frequent Use	Small to Medium Groups Up to 12 Trekkers	Not a lot of grassed area for tents. Overflow when large groups is onto common area behind campsite which is good for tents but with less privacy. Trekker's hut offers more privacy and is a good alternative.

Location	Property Name Owner's Name	<i>Suitable Use</i> Actual Frequency of Use	<i>Recommended</i> Group Size	<i>Description of Property</i>
Efogi	Landy's Guest Haus Landy	Campsite with Trekking Hut Frequent Use	Large Groups Up to 20 trekkers	Moderate sized grass areas around campsite. Campsite is adjacent to central open area/sports field in middle of the village. A busy area in the afternoons and a good location for trekkers who wish to participate in or just observe the afternoon games action. New dining haus is large and well-designed. New trekker's hut offers mattress and bed sheet with pillow and they are kept clean.
Efogi	Jacob's Campsite Ailyn	Campsite with Trekking Hut A Few Small Groups		A very small campsite in the middle of the village adjacent to the open area/sports field. No space for tents as pitching of tents would have to be in the flat dirt covered area in front of the property and this area floods very quickly and becomes very muddy with moderate rain falls.
Lanumu	Haba's Campsite Haba	Campsite with Trekking Hut Frequent Use	Large Groups Up to 20 trekkers	There is a good moderate sized grassed area in front of the trekker's hut but it is not very private. It could accommodate large groups with some in tents and others in the good-sized trekker's hut. Excellent new dining haus and shower.
Lanumu	Stanley's Campsite Stanley	Campsite with Trekking Hut Limited Use		A small campsite with a very small area for tents. All of the buildings are new and well constructed. There is a good small grassed area for tents. A good destination for small groups in a private and quiet location.
Lanumu	Gilna's Campsite Gilina	Campsite with Trekking Hut Limited Use		A medium sized grassed area suitable for tents with good sized trekker's hut and good porter's accommodation. Other buildings need rebuilt/repaired. A good location for small to medium sized groups making use of tents and/or trekker's hut.

Location	Property Name Owner's Name	<i>Suitable Use Actual Frequency of Use</i>	<i>Recommended Group Size</i>	<i>Description of Property</i>
Naduri	Naduri Guest Haus Joel	Campsite with Trekking Hut Frequent Use	Large Groups Up to 20 trekkers	Located at the top of the village below the airstrip. A large campsite with several good buildings with good trekker's accommodation, two smaller bungalows and several good porters huts. New, excellent shower. Large open grassed areas but most slope gently.
Kagi	Havo's Campsite Havo	Campsite with Trekking Hut Frequent Use	Large Groups Up to 20 trekkers	A large sized grassed area suitable for tents with good sized trekker's hut and good porter's accommodation. Other buildings are in good condition. A good location for medium to large sized groups making use of tents and/or trekker's hut.
Kagi	Kaha Guest Haus Jerry Dimuda	Campsite with Trekking Hut Frequent Use Applying for certification as a Guest Haus in 2013	Large Groups Up to 20 trekkers	A large sized grassed area located on top of the hill behind the Health Centre suitable for tents with good sized trekker's hut and good porter's accommodation. Other buildings need rebuilt/repared. A good location for medium to large sized groups making use of tents and/or trekker's hut, and more private guest bungalows. A private and quiet area.
Kagi	Kagi #3 Gai	Campsite with Trekking Hut A Few Groups in 2012	Small to Medium Groups Up to 14 Trekkers	A medium sized campsite on the side of the hill just before the airstrip with two small grassed area suitable for tents with good sized trekker's hut and good porter's accommodation. Other buildings are currently being rebuilt in a new location. A good private and quiet location close to the airstrip for small to medium sized groups making use of tents and/or trekker's hut.

Location	Property Name Owner's Name	<i>Suitable Use Actual Frequency of Use</i>	<i>Recommended Group Size</i>	<i>Description of Property</i>
Bombers	Bomber's Campsite Martin & Joe Rama	Campsite Frequent Use	Large Groups Up to 20 trekkers	An ideal campsite next to the headwaters of the Efogi River with several large open grassed area with many good, private tent sites. Water supply and washing is in the river with a new hot water shower added in 2012. Campsite is used extensively by Adventure Kokoda Buildings can accommodate large groups of porters.
Diggers	Diggers Camp 1 Vavela Sida	Campsite with Trekking Hut Frequent Use	Large Groups Up to 20 trekkers	An ideal campsite next to the headwaters of Efogi River downstream from Bomber's with a large open grassed area with good space for tents. Water supply from a small spring and washing is in the river. Buildings can accommodate medium groups of trekkers and porters.
Diggers	Diggers Camp 2 Kopi Sida	Campsite with Trekking Hut Not Used in 2012	Large Groups Up to 20 trekkers	Adjacent to Digger's 1 this campsite has a large open grassed area with good space for tents. The campsite has been well cleared. Water supply from a small spring and washing is in the river. Buildings can accommodate medium groups of trekkers and porters.

Location	Property Name Owner's Name	<i>Suitable Use Actual Frequency of Use</i>	<i>Recommended Group Size</i>	<i>Description of Property</i>
Myola 2	Myola 2 Guest Haus Mark Keriea	Campsite with Trekking Hut Guest Haus in 2013 A few groups in 2012	Large Groups Up to 20 trekkers	Situated on the Northern side of the grass plains at the headwaters of Eora Creek this is an ideal location and well-worth the extra few hours walk each way to experience. Next to the old wartime Myola airstrip there is wide-open space for tents with good trekker's accommodation in individual rooms.
1900 Track side	1900 Campsite Kenneth Matama	Campsite with Trekking Hut Frequent Use	Large Groups Up to 20 trekkers	An ideal campsite next to the headwaters of Efogi River upstream from Bomber's and on the Kokoda Track with a large open grassed area with good space for tents. Water supply and washing is in the river. Buildings can accommodate medium groups of trekkers and porters. New dining haus after old one collapsed. Erosion is a concern along the banks of creek.
1900 Other side	1900	Disused Not Used in 2012	Currently not suitable to camp. Previously Suitable for Large Groups Up to 20 trekkers	Across the creek from 1900 this used to be a vibrant campsite with good buildings. The site is overgrown with all old buildings having collapsed. No plans by the owner to re-open the campsite in the near future.
Vavu	Vavu Campsite Peter Raba	Campsite with Trekking Hut Very Few Groups	Small to Medium Groups of trekkers	A small campsite uphill from 1900 heading towards Templeton's. Well-positioned next to the creek with two good open grassed areas for tents and a reasonably sized trekker's hut with reasonably porter's accommodation. Site still needs some clearing and removal of large logs lying between camp area and toilets. Erosion concerns along the banks of creek have been addressed.

Location	Property Name Owner's Name	<i>Suitable Use Actual Frequency of Use</i>	<i>Recommended Group Size</i>	<i>Description of Property</i>
Templeton's 1	Templeton's 1 Top Sai Serina	Campsite Moderate Use	Small Groups Up to 6 trekkers	This is the first campsite reached when descending Mt Bellamy. It is cut into the side of the hill and has limited space for tents and only room under cover for porters. It is really only suitable for small groups of trekkers up to a maximum of 6. It is often used as an overflow campsite when the lower site is (as is often the case) occupied by another group.
Templeton's 1	Templeton's 1 Lower Solomon	Campsite with Trekkers Hut Frequent Use	Large Groups Up to 20 trekkers	A multi-level campsite with several terraces cut into the side of the hill. Erosion is currently well-controlled. Two good grassed areas that are both showing signs of wear from excessive use in 2012. Grassed area can accommodate a large group of trekkers in tents. Buildings are suitable for a small to medium sized group.
Templeton's 2	Templeton's 2 Camp Obo	Campsite with Trekkers Hut Frequent Use	Medium to Large Groups Up to 16 trekkers	Some open grassed area suitable for tents but would only accommodate a large group if utilising newly built trekker's hut as well as tents.
Templeton's 2	Across River Joe Ahuv	Campsite with Trekkers Hut Frequent Use	Medium Groups Up to 12 trekkers	Limited grassed area suitable for tents but would only accommodate a large group if utilising trekker's hut as well as tents. Porter's accommodation and trekker's hut have been repaired.

Location	Property Name Owner's Name	<i>Suitable Use Actual Frequency of Use</i>	<i>Recommended Group Size</i>	<i>Description of Property</i>
Eora Creek Upstream	Eora Creek Camp Manasi	Campsite with Trekking Hut Rarely Used	Medium Groups Up to 12 trekkers	This campsite has been relocated from the flat area above Eora Creek walking towards Templeton's. It is in a flood prone section and landslides issues have been addressed. The site could still be subject to long-term extreme erosion pressures. A pleasant campsite if it is dry.
Eora Creek	Eora Creek Camp Lilo lola	Campsite Frequent Use	Large Groups Up to 20 trekkers	A well-located campsite with excellent flat and well-drained flat area and a reasonable dining area and porter's shelter which has been improved. Owner has cleared more land downstream. The camp area is becoming worn with large patches of grass replaced by dirt increasing the amount of mud after and during rain. The grass seems to recover less each year during the wet season.
Abuari #1	Abuari Campsite Nadan	Campsite Frequent Use	Large Groups Up to 20 trekkers	There are good open grassed areas suitable for medium to large groups. The campsite is in the middle to upper section of the village and is becoming less private as more families move higher up the hill to build causing a significant increase in the number of people walking through the campsite. Porter's accommodation is good and dining/cooking facilities excellent.
Abuari #2	Kinea-Hua David Fasive	Campsite with Trekking Hut Rarely Used	Medium Groups Up to 12 trekkers	A relatively new campsite above the original Abuari Campsite catering for small to medium sized groups in tents with a small trekker's hut accommodating small numbers of trekkers. Located in a reasonably private location.

Location	Property Name Owner's Name	<i>Suitable Use Actual Frequency of Use</i>	<i>Recommended Group Size</i>	<i>Description of Property</i>
Alola #1	Hamama's Guest Haus Lester Lula	Campsite with Trekking Hut Frequent Use	Medium Groups Up to 12 trekkers	Limited grassed area often shared with campsite located just below. Trekker's hut is new and site can accommodate small to medium sized groups.
Alola #2	Alola Guesthaus Sam Sega	Campsite with Trekking Hut Frequent Use	Medium Groups Up to 12 trekkers	Very small grass area on village side of trekker's hut suitable for a small to medium sized group. Overflow is often to grass area on campsite above. Larger groups can be accommodated if using both tents and trekker's hut.
Alola #3	Ivan's Campsite Ivan Sanderson	Campsite with Trekking Hut Frequent Use	Medium Groups Up to 12 Trekkers	Centre of campsite is suitable for tents but is also the main walk area between trekker's and porter's huts to dining area so the grassed area is trampled and grass is thinning each year. Really only suitable for medium sized groups.
Alola #4	Eddy's Guesthaus Peter Lula	Campsite with Trekking Hut Frequent Use	Medium Groups Up to 12 Trekkers	Large grassed area that mostly drains well and will accommodate large groups in tents with the capacity to accommodate a medium sized group in the trekker's hut.
Alola #5	Dalo Campsite Charlie Sosove	Campsite with Trekking Hut A Few Small Groups Usage Increasing	Large Groups Up to 20 trekkers	This campsite is located high on the hill overlooking Alola Village on the Isurava side. It is adjacent to the site where the new classroom for the elementary school is being built. There is good open grassed areas and small trekker's and porter's accommodation. Suitable for large groups in tents or small groups utilising the trekker's hut. Porter's accommodation is limited for large trekking group. All buildings are new after a grass fire destroyed the old buildings earlier this year.

Location	Property Name Owner's Name	<i>Suitable Use Actual Frequency of Use</i>	<i>Recommended Group Size</i>	<i>Description of Property</i>
Isurava Memorial	Isurava Memorial Community Guest Haus Community Owned	Campsite with Trekking Hut Frequent Use	Large Groups Up to 20 trekkers	A well-built hut with beds and mattresses (which are ageing). Good tent site area on Isurava side of building and good porter's accommodation above the hut on top of the small hill.
Isurava Memorial	Isurava Memorial Campsite	Campsite Frequent Use	Large Groups Up to 20 trekkers	Good open grassed areas next to the helipad with enough room for large groups of trekkers in tents with reasonable space for porters in two huts. New dining and porters hut built.
Isurava #1	Riverside Vixsy Nelson	Campsite with Trekking Hut Moderate Usage	Medium Groups Up to 12 trekkers	A small campsite on the Alola side of Isurava village. Medium sized grass area suitable for small to medium groups. Grassed area does get very wet and soggy after moderate and heavy rain falls.
Isurava #2 CLOSED for 2013	Lavane Campsite Norman	Campsite with Trekking Hut Frequent Use	Large Groups Up to 20 trekkers	Little use over past few years so owner has decided to close for the 2103 trekking season. There is good open grassed areas and good sized trekker's accommodation. Porter's hut is small. Private and quiet location well away from Kokoda Track and main village.
Isurava #3	Ubuli's Campsite Ubuli	Campsite with Trekking Hut Little Used	Large Groups Up to 20 trekkers	There is good open grassed areas and good sized trekker's accommodation. Porter's hut is being rebuilt for 2013 trekking season. Suitable for large groups in tents or medium sized groups utilising the trekker's hut.
Isurava #4	Duddy Haova	Disused Rebuilding for 2013 Not Used in 2012	When opened suitable for Large Groups Up to 20 trekkers	Site is being developed at present with new toilet pits dug and porter's hut under construction. If opened the area would be suitable for medium to large groups. Located at the Kokoda edge of Isurava Village.
Isurava #5	Isurava #5	Disused Not Used in 2012 No planned use in 2013	Not suitable at present.	Site is not in use. If re-opened the area would be suitable for medium to large groups.

Location	Property Name Owner's Name	<i>Suitable Use Actual Frequency of Use</i>	<i>Recommended Group Size</i>	<i>Description of Property</i>
Deneki	Deniki Top Campsite David	Campsite Frequent Use	Large Groups Up to 20 trekkers (limited porter's accommodation)	Good open grassed area suitable for medium to large groups. Trekkers hut has been rebuilt and is in operation. Porter's accommodation is limited and not suitable for large groups with many porters. Grassed area gets wet and soggy after moderate rainfall.
Deneki	Deneki Lower Campsite David & Sabsy	Campsite with Trekkers Hut Frequent Use	Large Groups Up to 20 trekkers	Located below the Deniki Campsite this property has small grassed areas suitable for small to medium sized groups in tents and a good-sized trekker's hut with two small accommodation areas for porters. The site can accommodate large groups using both tents and trekker's hut.
Hoi	Daisy	Campsite with Trekkers Hut Frequent Use	Large Groups Up to 20 trekkers	Adjacent to the creek and Hoi Village this property has some level grassed area but most of the area is set in sloping land with well established gardens. The trekker's hut is unfinished but is still able to be used by a small to medium sized trekking group. Rebuilt cook and dining houses after March arson attack.
Soa	Jerald Lovi	Campsite with Trekkers Hut A Few Small Groups in 2012	Large Groups Up to 20 trekkers	A relatively new campsite with large open grassed areas and small buildings trekker's and porter's accommodation. The property is set about 100m off the Kokoda Track between Hoi and Kovelov.

Location	Property Name Owner's Name	<i>Suitable Use Actual Frequency of Use</i>	<i>Recommended Group Size</i>	<i>Description of Property</i>
Kovelo	Wescot's Campsite Wescot Toroi	Campsite with Trekking Hut A Few Groups in 2012	Large Groups Up to 20 trekkers	Situated behind Victor's Campsite this is a property with large well-grassed area with more privacy than the neighbouring campsite. All new buildings in 2013 which are suitable for trekkers and there is adequate porter's accommodation.
Kovelo	Victor's Campsite Edwin Toroi	Campsite with Trekking Hut Frequent Use	Large Groups Up to 20 trekkers	A large grassed area adjacent to Kokoda Track at Kokoda end of Kovelo Village. Suitable for large trekking groups in tents. Huts are suitable for small groups of trekkers with good porter's accommodation. Used often by Adventure Kokoda trekking company.
Kokoda #1	Ketinz Home Neil Toroi	Campsite with Trekking Hut Some Use	Large Groups Up to 20 trekkers	A large grassed area is available for tent accommodation. Buildings are new and built of sawn hardwood and are of an excellent design and construction. The property is located half-way from Kokoda to Kovelo - approximately 10-15min walk, and is an option to staying in Kokoda Station for groups who arrive in Kokoda late afternoon and plan to start walking the next morning.
Kokoda #2 GUEST HAUS CLOSED in 2013	Pricilla's Place Pricilla	Guest Haus Frequent Use Guest Haus Not In Use until mid-2013 - being rebuilt	Medium Groups Up to 12 Trekkers	A common stop-over place for small to medium groups. Private Guest Haus is to be demolished and rebuilt - plans to reopen in mid-2013. Small hut available for trekkers The property is suitable for a small number of tents and porter's accommodation is small. Well-maintained gardens on the property.

Location	Property Name Owner's Name	<i>Suitable Use Actual Frequency of Use</i>	<i>Recommended Group Size</i>	<i>Description of Property</i>
Kokoda #3	Kokoda Village Camp David Soru	Campsite Frequent Use	Medium Groups Up to 12 Trekkers	A small campsite with a trekker's hut. Grassed area is suitable for a small to medium sized group in tents, although the area is very public and adjacent to an alcohol selling shop which does get noisy in the evenings. The owner plans to rebuild the trekker's hut with private guest style rooms with bed bases and mattresses.
Kokoda #4	Kokoda Campsite Henry Jones Amuli	Campsite Frequent Use	Large Groups Up to 20 trekkers	A large grassed area set well back from the road. Suitable for tents and space for a large group. Buildings have been rebuilt. New dining haus and excellent shower.
Kokoda #5	Camp 39 Ori Kennia	Campsite with Trekkers Hut Frequent Use	Large Groups Up to 20 trekkers	A large grassed area set well back from the road. The three trekker's huts and porter's accommodation have being renovated. The area can accommodate a large group in buildings or in tents.
Kokoda #6	Kokoda Hospital Guest Haus	Guest Haus Low Occupancy by Trekkers	Specialist Accommodation suitable for Medium Groups Up to 12 Trekkers	Kokoda Hospital provides 2 x 3 bedroom guest haus accommodation. It is mainly used by visiting professionals to the area. The buildings are in reasonably good condition but do need on-going maintenance. There is some grassed area adjacent to the accommodation but it is generally wet and not very suitable for tents.
Kokoda #7	Oro Haven Gail Thomas Caretaker: Maryanne Embere	Guest Haus Little Used in 2012	Large Groups > 20 Trekkers	There was little use of this property in 2012 with the property looking very run-down. It has now been cleaned up and rebuilding/repair work is almost completed with a new care taken on site. It occupies a large area of land next to Kokoda Airstrip. There are several open-plan trekkers' huts with separate private shower areas and toilets. A large grassed area adjacent to the entrance is also suitable as a campsite for large groups in tents.

Location	Property Name Owner's Name	<i>Suitable Use</i> <i>Actual Frequency</i> <i>of Use</i>	<i>Recommended</i> <i>Group Size</i>	<i>Description of Property</i>
Fala	Fala River Guest Haus Stan Urisi	Guest Haus Used by Kokoda Challenge Limited Use by Trekks	Large Groups Up to 20 Trekkers Specialist Accommodation available	Situated next to the river that flows past Fala Village this is a large area devoted to a campsite suitable for tents and several private guest Haus accommodation. The area is very well maintained and the Guest accommodation is well set up with mattresses and mosquito netting, with covered veranda and table with chairs. Some erosion control work needed along creek banks.
Koko (Manua) #1	Lucian Sombiro	Campsite with trekker's hut Used by KTF Limited Use by Trekks	Small to Medium Groups Up to 12 trekkers	A new 6 room guest haus is operating for 2013. Small grassed area outside guest haus for tents. Tea & coffee with hot water provided. Meals available on request.
Koko (Manua) #2	Monty's Campsite	Campsite Used by KTF Limited Use by Trekks	Medium to Large Groups 20 trekkers	Good porter's accommodation and a large grassed area. When groups stay a temporary dining haus is constructed with local materials and tarps (stored under porters hut). Currently 2 toilets shared with other campsite. Plans to build more toilets for 2013.
Koko (Manua)#3	Kokoda Homestay John Wardman Aithe	Campsite with Trekks Hut No trekkers in 2012	Small - private groups only Maximum 4 trekkers	The building available for trekkers/guests is in fair condition. However, there are no wash or toilet facilities on-site with a walk of about 1km to the nearest washing place in a small creek. There is a small cook haus and accommodation for porters currently used by the owner's family. Currently the site is not suitable for any trekkers or private guests. The owner plans to have toilet and wash/shower facilities built by the start of the 2013 trekking season.

New/Re-opened Campsites in 2013

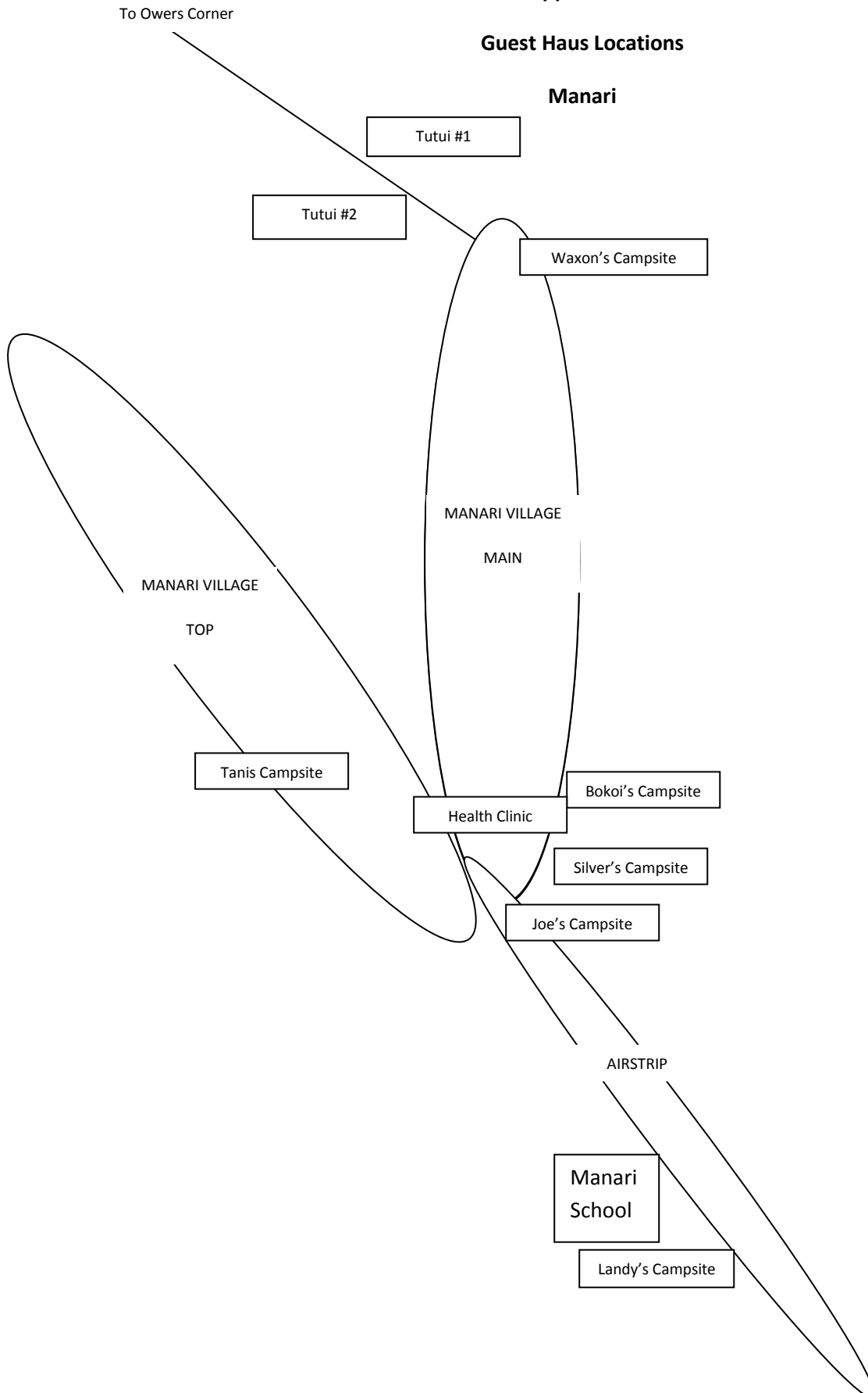
Location	Property Name Owner's Name	<i>Suitable Use</i> <i>Actual Frequency</i> <i>of Use</i>	<i>Recommended</i> <i>Group Size</i>	<i>Description of Property</i>
Kovelo	Kovelo Community Campsite Kobwe Campsite	Campsite Unknown Use	Large Groups Up to 20 trekkers	A large grassed area adjacent to Kovelo Elementary School. Permanent buildings built with AusAID funds - toilets, showers, cooking & eating areas. Suitable for large trekking groups in tents. New bush materials porter's hut.
Kokoda	Kokoda Native Guest Haus Cynthia Harika	Campsite Unknown Use	Groups Up to 20 trekkers	Well cleaned campsite and a well-renovated trekkers hut within a short walking distance of the Chinese Store. More work remains to be done to get this campsite ready to welcome trekkers in 2013. A good alternative to staying in Kokoda Station.
Isurava	Campsite Alex Goru	Campsite Not in Use	Groups Up to 10 trekkers	A new campsite on the Memorial side of Isurava currently under construction. Small space which, when completed will only be suitable for small- medium sized groups in tents. May have limited use.
Kagi Gap	Sunset Campsite Donny	Campsite Unknown Use	Groups Up to 20 trekkers	Old buildings are currently being replaced and unfinished trekker's hut - commenced in 2011 is nearing completion. Area is large, reasonably flat and well-positioned with good water supply from two small creeks. Unclear if it will attract trekking groups.
Kagi	Allan's Campsite Allan	Campsite Used by Melbourne Grammar Groups	Groups Up to 16 trekkers	Generally only used by Melbourne Grammar school on their annual walk of the Kokoda Track. A quiet location just on the edge of the ridge from Kagi Village on the track to Daoii Village. All buildings are in good order.

Location	Property Name Owner's Name	<i>Suitable Use Actual Frequency of Use</i>	<i>Recommended Group Size</i>	<i>Description of Property</i>
Efogi	Morgan Family Campsite Morgan	Campsite Unknown Use	Groups Up to 20 trekkers	A completely rebuilt campsite on the side of Efogi Village. Excellent new buildings (trekkers & porters accommodation) and a good grassed area for tents.
Naoro 1	Campsite Sigi	Campsite Unknown Use	Groups Up to 8 trekkers	New building under construction on the Naoro River side of the village. Limited grass area for tents - owner plans to clear area where incomplete school building stands.
Naoro 2	Community Guest Haus	Campsite with Trekkers Hut No Groups of Trekkers	Small groups 6 trekkers	A small community guest haus in Naoro 2 village. There is no suitable area for tents and the trekker's hut is suitable for small groups only. A pleasant location to visit 2 hours walk off the Kokoda Track.

Appendix 1

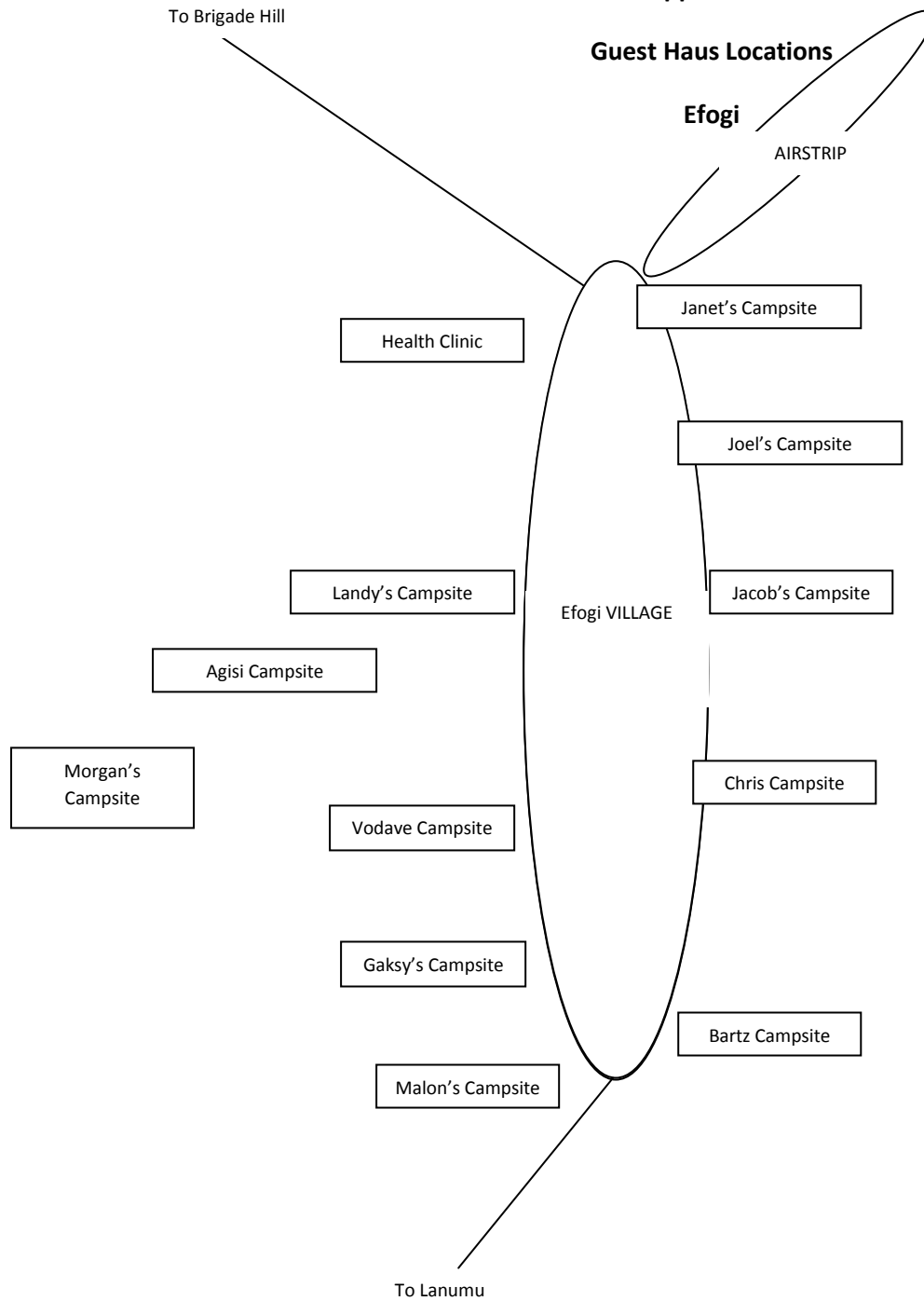
Guest Haus Locations

Manari

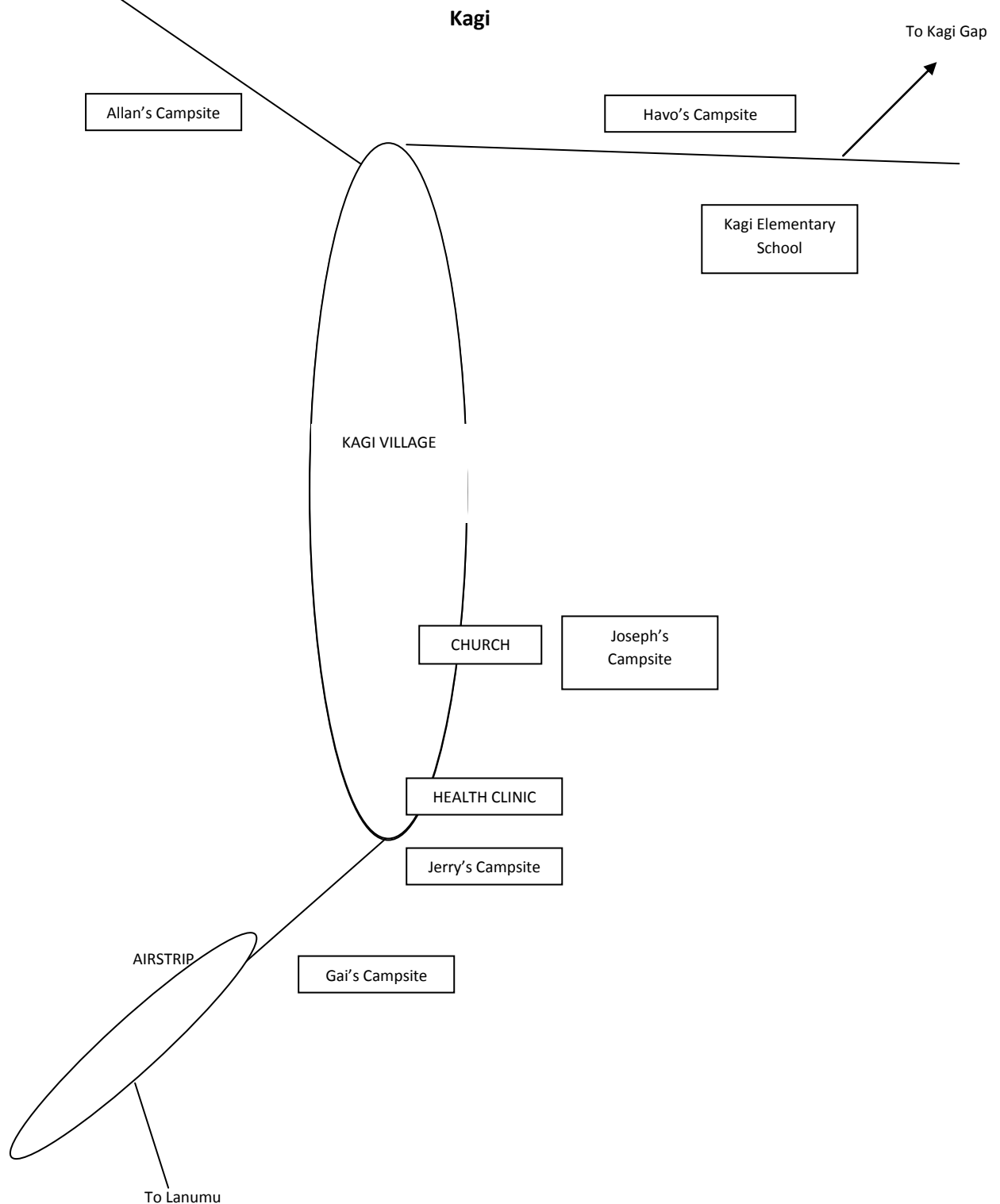


Appendix 2

Guest Haus Locations



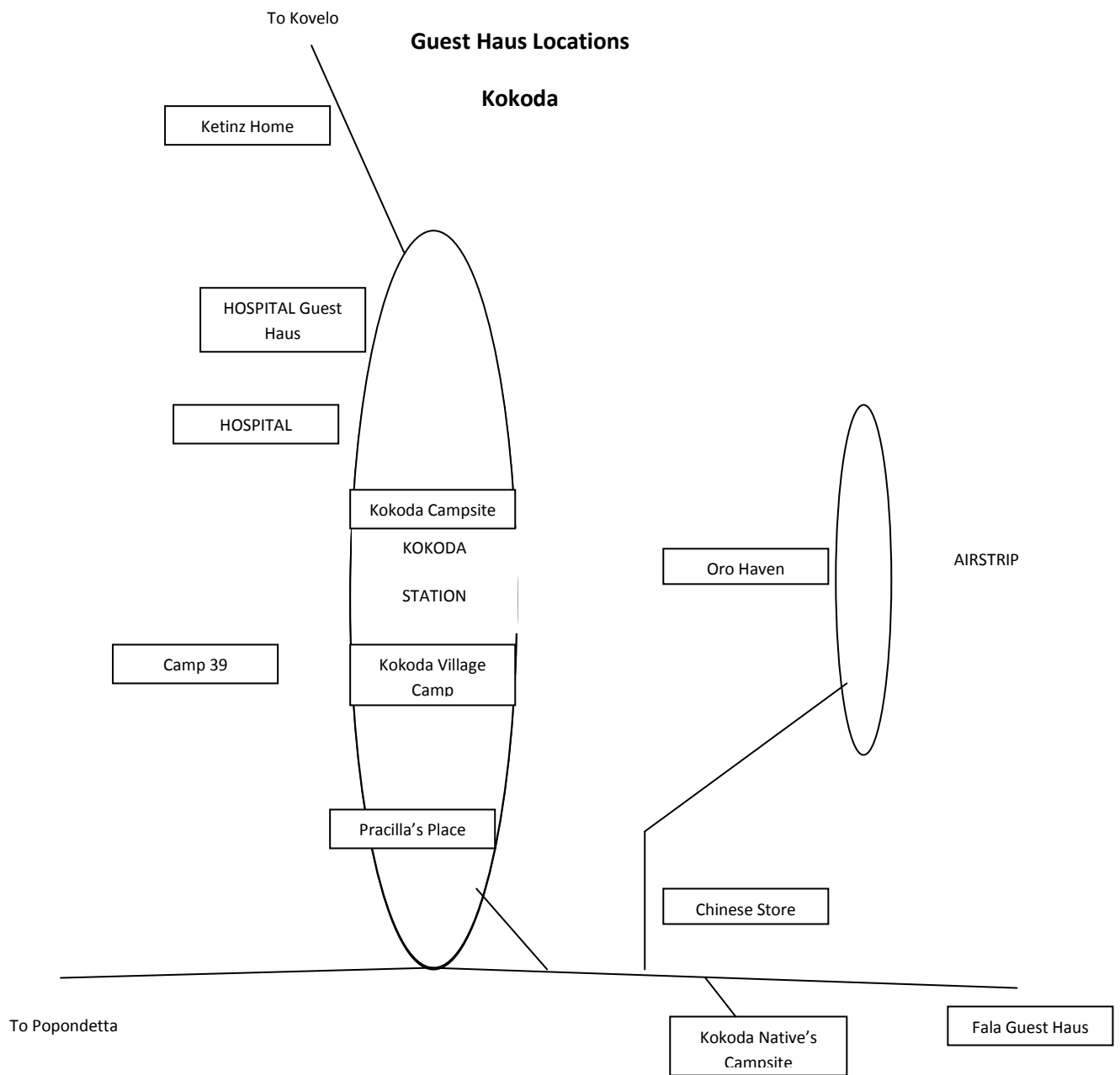
Appendix 3
Guest Haus Locations



Appendix 4

Guest Haus Locations

Kokoda



Appendix 5

Kokoda Track Guest Haus Certification Audit

March 2013

August - September 2012

Photographs



Kokoda Track



Kokoda Track Authority
Certified
Campsite



Kokoda Track Authority
Certified
Trekker's Hut




Kokoda Track Authority
Certified
Guest House



Kokoda Track Authority
Certified
Lodge

Guesthouse Certification Training Manual





Kokoda Track Guest House Certification.....	3
Example Certificate	4
Training Program	5
Day One.....	5
Day Two.....	5
Current Situation	6
Tourism Products.....	6
Certification Program	7
Steps for Certification.....	7
Certification Criteria	7
Toilet Design.....	35



Mobile +61 (0)407 391211

Phone +61 (0)7 40558132

Fax +61 (0)7 40558142

GuyChester@EcoSustainAbility.com

PO Box 230 Yorkeys Knob QLD 4878 Australia

ACN 098560126:

Version Notes

Version 2.0: This version is the final version for use by the Kokoda Track Authority.

© EcoSustainAbility 2012

This document remains the property of EcoSustainAbility until all invoices relating to our consulting services for this project are fully paid. Copyright and ownership of the intellectual property contained in the report remains with EcoSustainAbility unless otherwise agreed. Unauthorised use, distribution, copying or dissemination of this document in any form whatsoever is prohibited.

Regardless of copyright ownership, the moral right of Guy Chester (EcoSustainAbility) to be acknowledged as the author of this work is asserted.

The content of this report should be read in the context of the scope of consulting services, the purpose of the document and the information supplied by the client. The report does not constitute legal, planning, financial or engineering advice.



Kokoda Track Guest House Certification



Example Certificate



Training Program

Day One

Introduction to the workshops

Kokoda Track Campsites and Guesthouses
(Snapshot of existing, pictures and info)

Why Certification?

Benefits

- Campsites/Guesthouses
- Trekkers and tour operators

Overview of Certification Program

- Voluntary
- Independent auditor
- Staged approach

Kokoda Products Overview

Campsites, Campsites with Trekkers Hut,
Guesthouses Lodges)

Standards and Criteria

- Majority Compliance
- Character
- Clients
- Buildings Required
- Location
- Sense of Place
- Grounds
- Building Aspects
- Guest Room
- Common Areas
- Bathing/Shower
- Safety and Hygiene
- Food and Beverage
- Hospitality
- Sustainability

*Practical afternoon session with site visit to
campsite, trekkers hut and guesthouses.*

Day Two

Toilets

- Impacts
- Pit Toilet Minimum Standard
- Location
- Orientation
- Pit and site dimensions
- Pathways
- Building design
- Building elements
- Building dimensions
- Fittings
- Hygiene

Kokoda Track Guesthouse Certification
Certification Management

- Staged Approach
- Rangers Ongoing Mentors
- Certification Model (Integrity Processes)
- Proposed Audit Policy
- Certification Panel
- Audit Policy
- Audit Approach
- Auditor Discretion

Continual Improvement Approach

Continual Improvement of Criteria

Appointment of Auditors

Granting or Withdrawal of Certification

Appeals – KTA Chair

*Practical afternoon session will review three
example toilets and discuss design elements etc.
Then a full example audit will be undertaken by
groups of 5-6 of example property(ies). Then report
back and final review and completion session.*



Current Situation

Tourism Products

During 2010 the KTA and TPA jointly administered a survey questionnaire of trekkers, preliminary results include:

- 97% of trekkers surveyed had not trekked before;
- 75% of trekkers surveyed were male;
- only 6% of trekkers surveyed were couples;
- 80% of trekkers surveyed were 36 years or older;
- average group size is 11;
- 59% of trekkers surveyed had engaged a personal porter;
- 99% of trekkers surveyed would recommend Kokoda to a friend;
- overall experience rating 4.9 (out of 5), decisively VERY GOOD;
- rainforest, PNG culture and meeting local people grow in importance after undertaking the trek;
- importance-performance analysis was included, with the quality of campsites and guesthouses most needing improvement (low importance prior to trekking, higher rating after trekking); and
- when asked what should be improved, toilets received a lot of unprompted mentions.

Campsites and Guesthouses

There are at least 87 campsites and guesthouses along the Kokoda Track. Based on estimated there are about 900 "beds" in trekker huts and guesthouses and about 1100 "beds" as tent spaces in campsites.

Demand

In 2008, trekkers peaked at over 5,500, however late 2009 and most of 2010 showed a substantial decline. The 2010 figures were 2,871, which compares with 4,364 for 2009, 5,621 for 2008 and 5,146 for 2007. Assuming:

- that the numbers will recover to around 5000 per year;
- on the basis of 2000 "beds" (about 900 in trekkers huts and 1100 campsites, estimating each campsite can cope with 20 overnight);
- and an average time on the track of eight nights;
- the trekking season is nine months; there are:
- 540,000 available bed nights;
- with a demand for 40,000 bed nights; and
- the occupancy rate overall is about 7 percent.

In the above there are many and various assumptions. However even if only the trekker hut/ guesthouse capacity is taken into account (900 beds) and the season is considered to only be six months, the current capacity is only 24%.

Given this, most campsites and guesthouses have quite low occupancy. Some key guesthouses have a high level of occupancy and others have almost no use.



Certification Program

2012 Training and Initial Assessments – Initial Certification

2012 Promotion to Tour Operators and on Website

2013 Follow up assessments and full launch of Certification Program

Steps for Certification

1. Training and awareness program
2. KTA rangers provide advice and support
3. KTA Auditor undertakes assessment, makes recommendation
4. Certified
5. Certified if minor corrective actions fixed
6. Not certified (but provides a list of major/many corrective actions
7. Kokoda Certification Panel considers Auditor recommendation and awards certification
8. Certificate send out by KTA
9. Re-assessment by auditor each year

If there is an appeal of a recommendation by the Auditor or a decision of the Certification Panel (to not issue or withdraw certification), this is considered by Chair of KTA


Certification Criteria

The following set out the key aspects which make the minimum standards.

NOTE Some current guesthouses do not meet the standard proposed below, it is recommended that they be encouraged and assisted to meet this standard.

Namba wan toktok: Pepa blo tok orait lo wok blo haus slip lo Kokoda bilong ol pasindia manmeri.

Hia nau, tokaut blo sampela bikpela samting olosem lukaut blo dispela haus pasindia.



Target Tourism Market Husat lo ol kainkain turis or manmeri blo narapela ples bai yumi tingting moa lo kamapim dispela bisnis


	Trekkers with tour operator groups (with tents, bedding etc.). Completely independent and self reliant trekkers (with tents, bedding etc.). <i>Ol manmeri laik wokabaut aninit lo ol lukaut blo ol na ol samting blo silip. Husat emi lukautim em iet lo wokabaut lo ol samting blo silip</i>
	Trekking tour operators with trekkers (with bedding etc.). Completely independent and self reliant trekkers (with bedding etc.). <i>Ol kampani blo bisnis lo wokabaut lo Kokoda wantaim ol manmeri mekim dispela wokabaut. Husat i kam wokabaut lo strong blo ol iet, na nogat kampani halivim ol</i>
	Trekking tour companies offering guesthouse accommodation on one or more nights of the trek. Trekkers with tour companies that chose to "upgrade". Self reliant trekkers. Fly in visitors to specific village on business or other short stay. <i>Ol kampani husat i save lukautim ol turis lo ples silip na kaikai taim blo wokabaut lo hia. Ol manmeri wokabaut ananit lo kampani we oli laikim ol samting i gudpela moa. Ol manmeri wokabaut, nogat kampani halivim ol. Ol man husat em kam blo stap lo wanpela ples stret lo sotpela taim</i>
	Kokoda trekkers staying before or after their trek (e.g. Kokoda Station or Sogeri). (Potentially lodges could be developed along the track offering an upmarket trekking experience). <i>Ol manmeri wokabaut husat i laik silip lo hia pastaim o bihain lo dispela wokabaut, olosem lo stesin lo Kokoda or lo Sogeri. (Sapos husat laik wokabaut lo Kokoda na ol samting lo silip na kaikai bai inap lo ol bikpela man, em ken kamap lo bihain taim liklik).</i>

Buildings Required Ol haus yupela mas gat

	Camping area. <i>Giraun we ol manmeri bai silip.</i> Flat (preferably grassed) well drained area at least 75m ² (e.g. 5m by 15m). <i>Giraun we'em i silip gud na ino go antap tumas na ino save pulap lo wara na i mas bikpela olosem longpela faiv mita na wan ten faiv mita.</i>
	Trekkers Hut. <i>Haus pasindia blo ol turis</i> Roofed win haus with dry above ground floor or sleeping platform. <i>Haus win we i gat ruf antap, na giraun em mas drai. Yupela ken wokim wanpela bed blo ol bai oli silip antap lo em.</i>
	Guesthouse. <i>Haus silip blo ol turis o man i laik wokabaut lo Kokoda Trek.</i> Roofed building with above ground floor, safe steps and natural ventilation. Single dormitory style or rooms. Mattresses provided, preferably bed bases also provided. <i>Haus we igat ruf antap na istap kilia lo giraun na igat step blo go insait lo haus. Insait i gat ol rum wanwan blo silip o bikpela rum inap lo silip blo sampela manmeri. Putim ol matres blo silip, gudpela sapos i gat bed o bokis blo bed istap tu.</i>
	Lodge with rooms or cabins (with ensuites). <i>Haus silip we i gat ol rum blo silip na ol samting blo waswas na pekpek. Ol haus silip blo ol turis o manmeri i wokabaut lo Kokoda Trek.</i> Guest cabins or a lodge with separate guest rooms, with door, window, and preferably ensuite. Room have beds, mattresses, linen and mosquitenets. <i>Ol haus bilo silip blo ol turis we igat ol rum silip blo wanwan man. Ol rum i mas gat bed na matres, bed sit na ol net o uben blo pasim binatang lo nait.</i>
	Cooking house (may be part of cooking house). <i>Haus Kuk Rum blo sidaun na kaikai (em ken stap insait lo hauskuk)</i> Roofed area with fireplace and bench or table for food preparation. DESIRABLE: Seating. <i>Hap giraun, emi gat ruf kapa o lip antap, na ples blo wokim faia or tebol blo rediem kaikai</i>
	Kitchen, as part of lodge or separate building. Clean, dry surfaces suitable for commercial food preparation. <i>Hauskuk, insait lo haus silip or narapela haus. Mas igat hap we emi drain na kilin blo ol man ken rediem kaikai</i>
	Dining house (may be part of cooking house). <i>Haus Kuk Rum blo sidaun na kaikai (em ken stap insait lo hauskuk)</i> Roofed area with bench seats and table(s), to accommodate all trekkers. Should have a fireplace in cooler locations, or may be part of cooking house. <i>Hap i gat ruf antap na sia blo sidaun na tebol blo ol manmeri turis husat i wokabaut lo Kokoda. Em ken stap insait lo hauskaikai. Mas gat hap blo wokim faia, sapos em long ples kol.</i>



Separate dining room or dining house with separate chairs and tables, or long table with comfortable seating. *Em mas gat rum or haus blo sidaun na kaikai wantaim ol narapela sia na tebol or wanpela tebol i longpela na i gat gudpela sia.*



Porters hut. *Haus o rum blo ol man karim kago*
Roofed win haus with dry floor, mats, leaves or other floor covering essential, best is an above ground floor or sleeping platform. *Haus win, giraun i mas drai na i mas gat mat na lip blo silip antap lo em. Moa gud sapos i gat bed blo silip we em stap kilia lo giraun.*




If porters and guides may need to be accommodated. Roofed win haus with dry floor, mats, leaves or other floor covering essential, best is an above ground floor or sleeping platform. *Ol wokman lo taim blo wokabout oli mas silip insait lo haus win we igat ol lip karamapim giraunh insait. Gudpela moa sapos i gat ples blo silip antap lo flo.*



Central Facilities. *Ples bung blo ol turis.*
A central facilities with some form of reception/office, lounge, dining area. May be as separate buildings. *Ples bung blo ol turis. Ofis blo ol wokman, ples blo sidaun, ples blo kaikai.*
Dispela haus i ken stap insait lo haus silip o arasait.

Toilets/Facilities Haus blo rausim pekpek na pispis



At least one Kokoda standard pit toilet preferably ventilated. *I mas i gat wanpela toilet or ples blo rausim pekpek na pispis, we oli pipia igo insait lo hol lo giraun.*



Shower not necessarily provided. Guests provide own towel/soap. *Ol turis i mas kam wantaim laplap na sop blo waswas. Sapos i gat wara blo waswas em gudpela.*




Shower may be "bucket" and/or unroofed, screened outdoor, but basic shower stall provided including dry area and shelf to put clothes and dress with privacy. Guests provide own towel or towel/soap. *Yu ken kamapim hap blo waswas we ol man usim baket blo kapsaitim wara. Yu mas wokim banis blo hap waswas na wanpela samting blo hangamapim kolos na oli ken senisim kolos.*




Flush toilets (to septic or other treatment). Toilets quality ceramic with quality seats. Hot/cold shower in private ensuite or two room shared facilities. Quality towels, hand towels and soap provided in bathrooms. *Yu mas wokim gudpela toilet olosem lo hotel. Sia blo sidaun na rausim pekpek i mas gudpela olosem lo hotel. I mas gat wara blo waswas, hot na kol wara insait lo wanpela rum let. I mas gat gudpela laplap blo draim sikin na kilinim sikin na sop blo waswas.*


Location Ples



Waterways *Ples blo wara i ron.* All buildings (built after 2011) are at least 10m away from a flowing creek/river and not located on a drainage line. *Ol haus yupela wokim bihain lo yia 2011 i masstap longwei lo ol wara, 10 mita samting na ino klostu lo paip blo rausim wara.*



Clearing *Hap giraun em kilin olosem i nogat bus or diwai.* From 2011, no new clearing of forest has been undertaken for the campsite. *Stat lo yia 2011, nogat wanpela wok lo rausim ol bus na diwai lo hap ples we ol turis i save sidaun na silip.*




Slope *Ol giraun we wanpela said i go antap, narapela said i go daunbilo.* All buildings (built after 2011) are on slopes less than 20 degrees. *Olgeta haus kirap bihain lo 2011 oli sanapim antap lo giraun we ino winim 20 digris.*



Drainage. *Ol paip samting blo rausim wara.* The site has adequate drainage, flat areas (e.g. campsites) have drainage so they do not become waterlogged/muddy during wet weather. *Ol giraun blo ples silip, emi mas gudpela na flat na ino ken kisim bagarap lo wara samting lo taim blo ren.*



Benching/cut/fill. *Ol wok blo streti graun o wokim ol kain banis blo graun blo rausim wara i go.*
Any benching and cut/fill has berms or drains cut in above to divert water flow around. Any areas of fill are compacted and banks are grassed/rock covered and not eroding. *Lo ol hap giraun blo silip blo ol turis, imas gat baret samting blo kisim wara i go, abrusim plis silip. Ol kain samting olosem i mas pas strong na giras karamapim.*



Sense of Place *Gudpela Ples*


	Signage <i>Putim wanpela toksave lo Tok Pisin lo nem blo dispela hap.</i> There is a sign on the main building or entrance with the name of the campsite/hut/guesthouse/lodge. <i>Wanpela notis or toksave mas istap lo bikpela haus silip lo nem blo dispela hap.</i>
	Entrance/gate. <i>Lo hap blo go insait lo camp.</i> Unless part of a village, an entrance gate, signs or garden beds show the entrance and welcome guests to the guesthouse. <i>Lo piles silip, samting olosem banis, ol notis toksave o naispela gaden flaua em ol gudpela samting blo welkam lo turis.</i>
	Colours. <i>Ol kala.</i> Colours of buildings are structures match the surrounding environment. Where tarpaulins must be used green or grey is preferred instead of blue. From 2013 blue or other brightly coloured tarpaulins is not used. <i>Kala blo ol haus blo haus pasindia blo yupela i mas wankain ol kala lo ol bus na diwai flaua lo dispela hap. Ol hap kanvas or tarp em mas kala grin o grey, ino blu or strongpela lait kala. Stat lo 2013, i tambu lo usim kanvas i blu or ol strongpela kala.</i>
	Materials. <i>Ol samting blo wokim ol haus.</i> Natural materials and colours used, brightly coloured material avoided. Large reflective surfaces are not used (e.g. large glass panels and bright metal roofs/walls). <i>Usim ol kain kala blo peles, no ken usim ol strongpela bit kala. Tu, no ken usim ol bikpela samting lo glas o strongpela kala lo hap kapa.</i>
	Views. <i>Ol hap blo lukluk.</i> Wherever possible views of the local landscape and topography are offered and made a feature of in location of buildings, campsites, verandas and windows. <i>Traim na wokim ol haus pasindia bai gat gudpela lukluk lo bus na maunten</i>
	Smells <i>Ol simel nogud.</i> There are no odours from rubbish, burning plastic or pit toilets. <i>No ken kukim pipia o botol, na lukluk gud lo ol toilet na septik bai nogat simel nogud kamap.</i>

Grounds *Lukluk Plo Ples*

	Landscaping. <i>Lukaut blo hap blo peles silip o camp.</i> Gardens. <i>Ol gaden</i> Local forest or village landscape. <i>Ol naispela flaua samting banisim peles silip.</i> Mostly native forest clearing with limited planting. Grassed camping areas maintained as lawn. <i>Peles blo silip i mas stap insait lo bus na rausim ol diwai inap lo wokim haus pasindia. Ol hap klostu lo haus, naispela gras olosem hap bilo sidaun</i>
	Garden around guesthouse neatly trimmed, lawn and some shaded areas provided. <i>Lukaut gud lo gaden or ol flaua, na wokim sampela hap autsait lo haus we san i no strong.</i> Mostly native forest clearing with limited planting. Grassed camping areas maintained as lawn. <i>Peles blo silip i mas stap insait lo bus na rausim ol diwai inap lo wokim haus pasindia. Ol hap klostu lo haus, naispela gras olosem hap bilo sidaun</i>
	Landscaped grounds and gardens with extensive shade. <i>Mekim na ol gaden lo hap blo haus slip i mas nais na sampela diwai istap blo pasim strong blo san.</i> Landscaped gardens using native or locally used tropical plants including flowers, palms and bushes. <i>Peles blo silip i mas stap insait lo bus na rausim ol diwai inap lo wokim haus pasindia. Ol hap klostu lo haus, naispela gras olosem hap bilo sidaun.</i>
	Pathways. <i>Rot blo wokabaut.</i> Natural surface trip hazards common. <i>Mekim sampela liklik samting blo halivim wokabaut blo ol turis.</i>
	Pathways. <i>Rot blo wokabaut.</i> Natural surface, some protection (e.g. step stones) in muddy areas (e.g path to toilet). Some small trip hazards. <i>Hap blo wokabaut klostu lo haus, halivim wokabaut olosem ston lo hap graun i wel.</i>
	Pathways. <i>Rot blo wokabaut.</i> Formed pathways for all common routes for guests using stepping stones, compressed gravel, concrete, pavers, boardwalk or similar. <i>Some small trip hazards. Wokim gudpela rot wokabaut blo ol turis.</i>
	Pathways. <i>Rot blo wokabaut.</i> Formed pathways for all common routes for guests using stepping stones, compressed gravel, concrete, pavers, boardwalk or similar. No trip hazards, particularly for routes used in the evening (e.g. from common building to cabin etc.). <i>Wokim ol liklik rot wokabaut na stretim graun bai no ken gat bagarap kamap sapos man meri wokabaut</i>
	River/creek access. <i>Blo go lo hap blo wara.</i> Scramble up/down bank. <i>Wokim hap blo wokabaut i go daun lo wara</i>
	River/creek access. <i>Blo go lo hap blo wara.</i> Basic steps cut into earth bank and or stones logs placed to form steps. Where river/creek is used for bathing, stones/logs placed to provide stable area for bathing. <i>Katim hap blo wokabaut i go lo ples waswas. Usim siton o hap diwai blo halivim ol man lo waswas lo wara.</i>



	River/creek access. <i>Blo go lo hap blo wara</i> . Formed pathway to safe swimming location(s) at nearby creeks and rivers. <i>Wokim rot wokabaut i go lo gudpela hap blo waswas</i>
	Animals. <i>Ol pik dok pusi kat na kakaruk</i> . Animals (including dogs, cats, pigs and chickens) are kept out of guest buildings. <i>Pasim ol pik, dok, pusi kat na kakaruk, no ken kam insait lo hap blo turis</i>
	Animals. <i>Ol pik dok pusi kat na kakaruk</i> . Animals (including dogs, cats, pigs and chickens) are kept out of gardens and all guest areas. <i>Pasim ol pik, dok, pusi kat na kakaruk, no ken kam insait lo hap blo turis</i>
	Fences. <i>Ol banis</i> . Unless in a village location, hedges, fences, creeks, forest edge, logs etc. delineates site. <i>Usim ol samting blo ples lo banisim hap blo silip,</i>
Building Aspects <i>Plan Blo ol Haus slip</i>	
	Building Design Concept. <i>Plan blo ol haus slip</i> . Local style win haus. <i>Ol haus silip mas bihainim kain lukluk blo haus win</i>
	Building Design Concept. <i>Plan blo ol haus slip</i> . Purpose built building using local materials (often with design changes such as veranda, rooms with doors etc.). May be in the form of a win haus or in other style. <i>Ol haus silip, yupela mass usim ol kain diwai samting blo ples</i> . Building larger than usual house, although may use similar design elements. <i>Haus emi mas bikpela moa lo ol haus blo silip blo yupela, tasol bihainim ol kain lukluk blo ples</i>
	Building Design Concept. <i>Plan blo ol haus slip</i> . Main facilities building with lounge/veranda/dining areas, bedroom as separate cabins or as part of main building. May use elements of traditional design and may also use other aesthetically pleasing design that is not a dominant scenic alteration. <i>Haus lodge mas gat bikpela haus blo sidaun na malolo na kisim kaikai. Ol silip em lo narapela haus. Usim ol kain tingting blo peles o ol naispela tingting bai hap blo stap em gudpela.</i> Architectural design using elements of local design features and bush materials but also embodying solar design principles, shaded windows breezeways, verandas etc. <i>Plan blo haus silip na kamp i ken usim ol samting blo ples tasol usim tingting blo mekim na ol haus i kol liklik</i>
	Roofs and Walls. <i>Ol banis na ruf blo ol haus</i> . Roofs local thatch, walls woven or bush rough swan timber. Minor leaks in heavy rain okay (not above bed!). <i>Usim ol samting blo ples taim yu mekim ol banis na ruf. Ruf i mas strongpela, nogud ren pudain insait lo haus.</i>
	Roofs and Walls. <i>Ol banis na ruf blo ol haus</i> . Roofs may be thatch, but iron or plastic best. No leaks. Exposed roof trusses/bearers etc. <i>Mekim ruf blo haus em strong na ren noken bagarapim ol hap insait lo haus.</i>
	Roofs and Walls. <i>Ol banis na ruf blo ol haus</i> . Roof iron or plastic, may have architectural treatment (e.g. be thatch covered). <i>Wokim ruf blo haus lo kappa or plastic, tasol sapos yu laik, yu ken karamapim dispela lo ol lip or gras kunai.</i>
	Floors. <i>Ol flua</i> . Bare earth floors acceptable for dining house and cooking house. Bush sawn floor boards, gaps in floors acceptable, nails may protrude, floors may creak and move underfoot. Likely to have trip hazards and uneven surfaces, footwear required at all times. <i>Insait lo haus blo kaikai, giraun em kilin na strongpela em orait. Sapos haus i gat sampela hap ino gudpela tumas, putim tok lukaut olosem turis mas usim su o karamapim lek taim em wokabaut</i>
	Floors. <i>Ol flua</i> . Bush sawn floorboards, a few gaps acceptable, nails punched, floors have minimal creak and movement underfoot. Woven mats or vinyl sheet laid in bedrooms. Only occasional trip hazards. <i>Insait lo haus blo kaikai, giraun em kilin na strongpela em orait. Sapos haus i gat sampela hap ino gudpela tumas, putim tok lukaut olosem turis mas usim su o karamapim lek taim em wokabaut</i>
	Floors. <i>Ol flua</i> . Tiles, polished timber and other quality surfaces used in most areas. Some more rustic flooring OK for common areas and semi-outdoors (e.g. verandas and patios). No trip hazards. <i>Lo rum silip, usim ol naispela samting. Lo ples bung or sidaun na malolo, em orait lo usim ol kain samting blo ples.</i>
	Roofs. <i>Ol ruf</i> . Roofs of win houses are mostly water proof. Roof of trekkers hut is water proof and has no leaks. <i>Lo ol haus win, pasim ol hol bai nogat ren pudaun insait.</i>
	Roofs of dining and cooking houses, and guesthouse bedrooms are water proof and have no leaks. <i>Lo ol haus win nap les slipm, pasim ol hol so bai nogat ren pudaun insait.</i>
	Roofs of all buildings are waterproof and have no leaks. <i>Lo ol haus win nu haus stip, mas pasim ol hol bai nogat ren pudaun insait.</i>




	Steps, Stairs and Ladders. <i>Ol step.</i> Bush material ladder acceptable. <i>Yuken usim samting blo bus lo wokim ol step.</i>
	Only steps used to access building more than 1 metre above ground. Steps at least 10 cm deep (best 30 cm) , 50cm wide (best 70cm) and with spacing maximum 300 mm. Steps should have a flat surface but may be made from rough sawn materials. Hand rails desirable. <i>Sapos lo hap blo go insait lo haus i gat step, ol step em mas 10cm na 50cm na ol step wanwan i mas gat spes olosem 30cm. Gudpela sapos i gat hap diwai blo holim taim step i go antap</i>
	Only steps used to access second storey. Steps at least 10 cm deep (best 30 cm) , 50cm wide (best 70cm) and with spacing maximum 300 mm. Steps should have a flat surface but may be made from rough sawn materials. Hand rails essential. <i>Sapos lo hap blo go insait lo haus i gat step, ol step em mas 10cm na 50cm na ol step wanwan i mas gat spes olosem 30cm. Gudpela sapos i gat hap diwai blo holim taim step i go antap</i>
	Only steps used (no ladder). Steps at least 150mm wide with a maximum rise of 200mm with the "tread" or "going" 250-300 mm. Steps should have a flat surface. Steps at least 60cm and preferably 70cm or more wide. All stairs have hand rails. <i>Sapos lo hap blo go insait lo haus i gat step, ol step em mas 10cm na 50cm na ol step wanwan i mas gat spes olosem 30cm. Gudpela sapos i gat hap diwai blo holim taim step i go antap</i>
	Windows. <i>Ol windo.</i> Open holes with shutters or fixed eaves. <i>Windo, i mus stap blo win lo kam insait, na mas gat samting blo passim.</i>
	Windows. <i>Ol windo.</i> Mostly glazed with insect screening, may be louvres or open with insect screening. <i>Ol windo, gudpela sapos usim glas na waia blo pasim binatang bai no ken kam insait</i>
	Ventilation. <i>Hol blo kol win.</i> As per normal village house design. <i>Bihainim ol kain plan blo haus blo peles</i>
	Ventilation. <i>Kol win.</i> Verandahs and additional ventilation included. <i>Wokim hap blo sidaun arere lo hap blo haus na mekim kol win i mas i stap</i>
	Ventilation. <i>Kol win.</i> Verandahs and additional ventilation included, breeze ways and solar design principles used. Ceiling fans in common areas and bedrooms for hot afternoons/evening may be provided. On hot evenings (above 26 degrees) power for ceiling fans provided overnight. <i>Usim ol kain samting blo mekim na ol haus i kol liklik. Sapos ples i save hat lo nait, usim pawa blo ol ruf fans lo nait inap lo san kam antap lo moning.</i>
	Lighting, <i>Ol lait.</i> Guest expected to have own torch. Trek tour operator provides lantern for dining area. No path lighting. <i>Ol turis mas holim sut lamp blo ol iet. Bos blo wokabaut em mas putim wanpela lamp lo hap blo kaikai.</i>
	Lighting, <i>Ol lait.</i> Guest expected to have own torch. Trek tour operator provides lantern for dining area. No path lighting. NOTE: Best practice is for lanterns and solar lighting in common areas and lighting (candle/lantern/solar light) available for bedrooms. Guest expected to have own torch. No path lighting. <i>Ol turis mas holim sut lamp blo ol iet. Bos blo wokabaut em mas putim wanpela lamp lo hap blo kaikai. Gudpela tru sapos i gat lait lo olgeta haus blo ol.</i>
	Lighting, <i>Ol lait.</i> Good lighting in all common areas. Room and bedside lighting in cabins (usually electric, but may be lantern or similar). Emergency torch provided on bedside table. Pathway lighting until "lights out" (10pm or later). <i>Lait i mas gudpela lo ol hap blo sidaun o kaikai. Insait lo rum silip, mas gat lait. Putim wanpela sutlamp klostu lo bed. Lait i mas wok lo ol liklik rot wokabaut inap 10 kilok nait.</i>
	Verandahs. <i>Ol hap blo sidaun arere lo haus.</i> Verandah or other covered changing area provided at entrance to guesthouse to allow boot and rainwear removal under cover. <i>Wokim ruf lo klostu lo bikpela haus blo haus pasindia na oli ken rausim su na ol kolos i wet.</i>
	Verandahs. <i>Ol hap blo sidaun arere lo haus.</i> Each guest cabin has a small verandah at the doorway, or a larger verandah along one side of the lodge building. <i>Olgeta haus silip wanwan i mas gat hap autsait na ruf antap, blo kisim win</i>
	Surfaces and finishes. <i>Ol kain lukluk lo haus.</i> Building bush material, natural surface (often muddy paths). Lo haus, usim samting blo ples. Giraun, graun stret.
	Surfaces and finishes. <i>Ol kain lukluk lo haus.</i> Bush materials in building but with floors and some key surface mats. <i>Usim ol lip na diwai blo ples lo wokim haus tasol ken usim ol mat lo karamapim ol flua..</i>



	Surfaces and finishes. <i>Ol kain lukluk lo haus.</i> Higher quality, some rough finish surfaces but mostly high standard paint, varnishes, stains used on timber and tiles/vinyl also used. <i>Ol haus, mas usim gudpela palang na gudpela tin pent o samting blo mekim ol haus i nais.</i>
	Decorations/Flowers <i>Ol bilas olosem flaua.</i> Decoration and flowers are used in common areas. <i>Bilasim ol haus na hap blo malolo lo ol flaua.</i>
	Furnishings. <i>Ol bilas samting.</i> Local woven mats. Bush materials furniture. <i>Usim ol mat kanda na lip samting. Ol sia na tebol, usim ol diwai blo ples</i>
	Furnishings. <i>Ol bilas samting.</i> Local woven mats, bush material furniture, comfortable lounge/setting furniture and some fabric (cushions and curtains). <i>Usim ol samting blo ples blo mekim ol bilas samting insait lo haus.</i>
	Furnishings. <i>Ol bilas samting.</i> Modest soft furnishings including lounge and seat cushions and scatter cushions. <i>Putim ol naispela samting blo bilasim ol sia samting blo hap blo sidaun.</i>
	Electricity. <i>Pawa.</i> Provided in bedroom from at least 0600 to 10pm. Where guests only overnight, provide overnight power for camera/phone battery charging. <i>Mas gat pawa lo rum silip stat 6 kilok moning igo inap 10 kilok nait. Sapos oli stap hia wanpela nait tasol, mas gat pawa bai ol turis givim pawa lo ol fon na kamera.</i>

Guest Room Rum Silip

	Bedroom. <i>Rum silip.</i> Open room in win haus. Preferably there is some form of room or changing area with at least curtain privacy. Rum em op is tap insait lo haus win. <i>Gudpela sapos hap blo senisim kolos na ol man ino inap lukim</i>
	Bedroom. <i>Rum silip.</i> Room(s) with some level of privacy. Minimum size for each bedroom 10m ² . <i>Ol rum silip we ol man i no inap lo lukluk insait. Ol rum imas bikpela liklik.</i>
	Bedroom. <i>Rum silip.</i> Lockable room with privacy or preferably separate cabin. Minimum size for bedroom 15m ² (plus ensuite), preferable 18-24m ² . Bed, two bed side tables, at least two chairs and preferably a lounge chair and coffee table included. Wardrobe with hanging space provided. <i>Rum i gat lok blo passim dua o wanpela liklik haus silip iet. Em mas bikpela liklik na igat hap blo waswas na pekpek. Mas i gat wanpela bed blo silip, tupela sia na bikpela sia na liklik tebol. Em tum as gut hap blo hangamapim kolos</i>
	Bedding. <i>Ol samting blo silip.</i> All bedding provided by guest. <i>Turis iet bai kisim ol samting blo silip i kam</i>
	Bedding. <i>Ol samting blo silip.</i> Basic bed platform or bed base provided at least 300mm above floor. Bed often only singles, although a mix of doubles and singles are desirable where there is room. Foam mattress, (preferably covered) provided. Best practice is pillows also provided. Guest provides own linen/sleeping bag. Mattresses and pillows regularly aired and kept insect free. <i>Bed blo silip mas i stap antap liklik lo plank blo flo. Bed inap lo wanpela or tupela manmeri na matres wantaim pilo bilong silip.</i>
	Bedding. <i>Ol samting blo silip.</i> Cabins have twin king single or queen size beds on proper bed bases. Quality foam or inner spring mattresses. Quality matching linen with bottom sheet, top sheet, pillow cases, throw over cover and light cotton blanket provided. <i>Ol liklik haus blo silip i mas i gat ol bed i bikpela on antap lo strongpela plank o aian, na gudpela matres. I mas gat gudpela laplap blo karamapim bed na man husat i silip. Em tu, sakin laplap blo pilo na blanket tu.</i>
	Insect Protection. <i>Sampela samting blo passim binatang na lang no ken bagarapim ol manmeri.</i> Best practice is a mosquito net permanently fitted around bed. <i>Gudpela pasin em lo banisim bed antap na babautim lo uben blo passim binatang no ken kam insait</i>
	Insect Protection. <i>Sampela samting blo passim binatang na lang no ken bagarapim ol manmeri.</i> Cabin insect proof screens and or a quality mosquito net permanently fitted over bed. <i>Ol banis pasim ol dua na windo lo haus silip, na binatang no ken kam insait, sapos nogat, mas banisim bed antap na babautim lo uben blo pasim binatang no ken kam insait</i>
	Door/curtain/privacy. <i>Dua or wanpela laplap blo pasim na ol narapela man no inap lukluk insait.</i> Some form of changing room or curtained area is desirable. <i>Wanpela samting blo mekim hap blo senisim kolos na ol narapela no ken lukim</i>



	Door/curtain/privacy. <i>Dua or wanpela laplap blo pasim na ol narapela man no inap lukluk insait.</i> In larger bedrooms for many guests changing room or curtained area is desirable. Or smaller bedrooms with doors are provided. <i>Lo ol bikpela rum silip, i mas i gat hap blo senisim kolos na ol narapela no ken lukluk. Sapos rum em liklik i mas i gat dua</i>
	Door/curtain/privacy. <i>Dua or wanpela laplap blo pasim na ol narapela man no inap lukluk insait.</i> Each cabin has own lockable door, and curtains/shutter/closable louvers for any window which could allow sight into to room. <i>Olgeta haus slip wanwan i mas gat dua man i ken pasim o lokim. Na laplap or samting blo haitim ol hap blo lukluk insait</i>
	Lighting/torch. <i>Lait or sut lamp.</i> Shelves for torch or lantern provided, places for lantern to hang (e.g. nail on beam/rafter). <i>Ol palang or samting blo hangamapim lait, olosem nil antap lo palang.</i>
	Lighting/torch. <i>Lait or sut lamp.</i> Lighting in bedroom provided, preferably bedside lights. <i>Lait insait lo rum silip, moa gud sapos lait istap klostu lo bed blo silip.</i>
	Security. <i>Ol wasman o sekuriti.</i> Best practice (desirable) is lockable bedrooms or a locker for guest to keep valuables. <i>Gudpela tru sapos ol rum silip i mas gat dua wantaim lok. Nogat, mas i gat liklik bokis na ki blo haitim ol gudpela samting olosem kilok o moni.</i>
	Security. <i>Ol wasman o sekuriti.</i> Bedroom is lockable. <i>Rum silip em mas gat ki so dua i ken pas gud, na stilman i no inap kam insaid.</i> Best practice (desirable) is lockable bedrooms or a locker for guest to keep valuables. <i>Gudpela tru sapos ol rum silip i mas gat dua wantaim lok. Nogat, mas i gat liklik bokis na kei blo haitim ol gudpela samting olosem kilok o mani</i>

Common Areas *Main Rum*

	Tables. <i>Ol tebol.</i> Tables provided may be made out of bush materials. Tables should be 70-80cm above the floor. <i>Ol man i ken usim ol lip blo bus blo mekim tebol.</i>
	Tables should be 80cm above the floor. Tables are sturdy and have flat, smooth areas (although may still be made out of bush materials and or rough planks). <i>Ol tebol em mass tap antap liklik, olosem 70 o 80cm antap lo flo or as blo haus.</i>
	Seats <i>Ol sia blo sidaun.</i> Seats should be 45-55cm above the floor. Seats should be at least 20 cm wide. <i>Ol sia i mas stap antap liklik olosem 45 o 55cm antap lo flo or as blo haus. Ol sia i mas 20cm samting lo wanpela said.</i>
	Seats <i>Ol sia blo sidaun.</i> Seats should be 45-55cm above the floor. Seats should be at least 20 cm wide. As well as any long table style seating (e.g. along verandas) there should be comfortable single seat chairs and tables. <i>Ol sia i mas stap antap liklik olosem 45 o 55cm antap lo flo or as blo haus. Ol sia i mas 20cm samting lo wanpela said. Sapos i gat longpela tebol, i mas gat ol gudpela sia inap lo wanpela man tasol na ol tebol tu.</i>
	Lounges. <i>Hap blo sidaun na kisim win.</i> Lounge chairs are provided for common areas. <i>Gudpela sapos wanwan sia istap lo hap blo sidaun na kisim win</i>
	A small reference library of information on the Kokoda Track, PNG culture and local wildlife is provided. <i>Liklik rum blo holim ol buk na save lo Kokoda Trek na pasin tumbuna blo PNG na ol kain pisin na pik na kapul samting lo dispela hap</i>

Toilets *Tollet*

	Location. <i>Hap blo haus pekpek na pispis.</i> 30m from the nearest drainage line. 50m from a creek/river. <i>Mas stap longwei lo wara na long ol baret.</i> Desirable: 50m from any drainage line. <i>Gudpela sapos haus pekpek is tap longwei olosem faivpela ten mita lo ol baret na wara.</i>
	Orientation. <i>Sidaun blo ples blo silip.</i> Site allows privacy. Desirable: On forest edge or overlooking valley, gully or creek. <i>Hap ples blo silip em mas stap longwei lo ol man blo peles. Gudpela sapos em stap antap lo ol ples daunbilo o wara samting, na arasait liklik lo bus.</i>
	Site. <i>Peles blo stap na silip na kaikai.</i> Flat or gently sloping, mounded so no stormwater flows over. Desirable: Berm/bank uphill to divert stormwater and site mounded or flat. <i>Giraun blo silip i no ken stap lo hap blo wara iron. Moa gud em giraun antap na wara i no ken bagarapim ples silip.</i>



Pit. Hol blo manmeri turis i ken pekpek or pispis. At least 1.5m deep and at least 0.5 m above ground water. At least 0.75m diameter. *Em mas 1.5 mita insaid lo giraun na emi mas stap antap lo wara insaid lo giraun.*

Desirable: 2 m deep, 1.2 m above ground water and 1m diameter. *Gudpela sapos hol emi daunbilo lo giraun olosem tu mita. Em i mass tap 1.2 mita antap lo wara insaid lo giraun. Em mas bikpela olosem wan mita lo tupelo hapsaid.*



Access pathway. *Liklik rot blo kam lo peles silip.* Defined path, steps in sloping ground, steps in muddy areas. *Liklik rot wokabaut lo hap maunten o giraun emi wel.*

Desirable: Gravel path, stepping stones and stone/timber steps. *Gudpela sapos rot wokabaut lo peles silip e mi mas gat siton or palang bilo halivim wokabaut*



Pedestal/Bench. *Haus pekpek* Each site/guesthouse must have at least one toilet with a pedestal seat or bench to allow sitting use. *Olgeta haus silip em mas igat wanpela sia or palang blo sidaun na rausim pekpek.* Hole below pedestal to have no obstructions to pit. *Hol blo rausim pekpek na pispis i mas op gud*



Seat. Sia blo sidaun. Smooth timber surface or plastic seat, 40 cm to 50 cm above floor level. Seat is a minimum of 35 cm wide and 45 cm long. *Hap bilo sidaun em mas gudpela diwai or kanda na imas stap antap olosem 40 inap 50cm. Hap blo sidaun imas 35cm bikpela na 45cm longpela.* Desirable: Seat has a tight fitting lid. *Moa gud sapos sia imas pas gud antap.*



Squat toilets. *Ol hap blo rausim pekpek we inogat sia blo sidaun.* Hand holds on side for trekkers not used to squat toilets. *Ol turis o waira i laik pekpek o pispis imas gat ol hap blo holim na noken pudaun.*



Toilet paper *Pepa blo rausim pekpek.* Small shelf or log near pedestal to allow trekkers to place toilet paper on whilst toileting/dressing. *Liklik palang o diwai blo sanapim pepa blo rausim pekpek lo baksait.*




Toilet paper *Pepa blo rausim pekpek.* Toilet paper provided in holder (paper can be brought by tour operator). *Pepa mas stap insait lo wanpela karamap. Bos blo ol turis i ken kisim dispela pepa i kam.*




Lighting. Lait. Small shelf or log placed near pedestal to allow placement of torch for night time use *Liklik diwai or palang bilo holim sutlamp blo wokabaut lo tudak.*




Lighting. Lait. Solar lighting installed. *Mas gat lait kamap lo masin oli kolim Sola.*




Male/Female. *Haus pekpek blo man o meri* There is no great demand for male/female toilets, but if two are provided one toilet can be designated womens whilst mixed groups visit. *Sapos igat tupela haus blo pekpek na pispis, ol meri ken usim wanpela. Sapos wanpela haus tasol, man na meri i ken usim.* Desirable: Male and female toilets provided. *Moa gud sapos i gat tupela rum olosem, wanpela blo meri, wanpela blo man.*



Trekker/porter toilets. *Hap blo pekpek na pispis blo ol turis wokabaut na blo ol wokman or man karim kago blo ol.* It appears that porters wish to use their own toilet. Where there are space constraints, or advanced disposal/treatment options are used (e.g. composting) only one toilet is required. Separate toilet(s) provided for the porters. *I luk olosem ol wokman laikim haus pekpek blo ol iet. Sapos dispela hap ino bikpela o i hat tumas, wanpela haus blo rausim pekpek em orait.* Separate toilet(s) provided for the porters. *Ol wokman i mas gat wanpela hap blo ol iet blo rausim pekpek na pispis*



Pit ventilation. *Win blo rausim simel o sting.* Pedestal has a lid to ensure flies and other insects cannot enter pit. *Bokis blo holim pekpek i mas pas gud lo pasim ol lang no ken go insait.* Desirable: Pipe to ventilate pit (with fly screening at top of pipe) is used and toilet house is ventilated. Pipe at least 100mm diameter, at least 50 cm above the roof and has fly screening at top. *Gudpela sapos usim paip blo rausim simel, na ai blo paip mas pasim lo waia blo pasim lang. Ai blo paip em mas bikpela olosem 100mm diameter na stap antap lo ruf olosem 50cm na pasim antap wantaim waia blo pasim lang.*



Building Roof. *Ruf blo haus pekpek.* Roof is at least 180cm above ground (over at least 0.75 m wide and 1m in front of pedestal).Roof is water proof and does not leak. *Ruf i mas moa long 180cm antap lo giraun. Ruf imas 750cm longpela na wan mita i go pas lo sia blo sidaun. Ruf i mas strong na nogat hol.*



Door *Dua.* A closing door is provided to provide privacy. Door may be tarpaulin/plastic material. Door minimum dimensions 50cm wide by 180 cm high. *Dua i mas pas gud, nogud bikheth man lukluk insaid. Dua ken wokim lo kanvas or gumi ol kolim Plastik. Dua imas bikpela olosem 50cm na antap olosem 180cm.*



Window/ventilation. *Windo o hap blo win i go kam.* Ventilation is provided up high (e.g. above door or under roof eave). *Mekim hap antap blo kol win i go kam, olosem antap lo dua o ananit lo ruf.*



Walls *Oi banis lo rum*. Walls provide privacy and keep out rain.

Oi banis lo rum em blo pasim ren na pasim lukluk blo oi narapela man



Floor *Flua*. The floor is dry and clean. Preferably timber or cement slab, rather than compacted dirt.

Desirable: Floor is sealed (painted timber), fibreglass, cement or cement sheet.



Cleaning. *Kilinin oi samting*. The seat and lid are clean and have no faeces or dried urine. The inside of the pedestal is cleaned regularly to reduce "stuck" waste. *Sia na ai blo sia i mas kilin gud na nogat samting blo pekpek or pispis. Wokman mas kilin insaid lo hol blo rausim pekpek samting*. Desirable: Bleach is used to clean the seat and lid of the pit toilets. *Gudpela sapos usim Zixo o White King blo kilinin sia sidaun na karamap blo sia*.




Handwashing *Marasin blo wasim han*. A handwashing bowl, bucket etc. is placed near the toilets or in a common area (e.g. outside the dining hut). *Putim pilet o baket klostu lo haus blo rausim pekpek*



Handwashing *Marasin blo wasim han*. There is a hand washing basin is located near the toilets (or part of an ensuite). *Putim wanpela sink blo wasim han klostu lo ples blo rausim pekpek o pispis*.

Bathing/Shower *Hap Blo Waswas*



Bathing Area. *Hap blo waswas*. There is a bathing area, as a shower or private location on a creek. *Makim hap blo waswas olosem lo ples wara or riva, na nogat narapela manmeri i stap*.



Bathing Area. *Hap blo waswas*. There is a shower area, with running water and privacy screen. Roof is desirable but not essential. *Yu mas redim hap blo waswas, olosem tap wara na laplap o kanvas blo pasim ai blo oi narapela man*. Best practice is a separate dry area, outside of shower area but within privacy screen to dress. *Gudpela moa sapos klostu lo rum waswas i gat wanpela hap i no wet na manmeri ken senisim kolos*.




Bathing Area. *Hap blo waswas*. There is a shower area, with running water and privacy screen. Roof is desirable but not essential. *Yu mas redim hap blo waswas, olosem tap wara na laplap o kanvas blo pasim ai blo oi narapela man*. Best practice is a separate dry area, outside of shower area but within privacy screen to dress. *Gudpela moa sapos klostu lo rum waswas i gat wanpela hap i no wet na manmeri ken senisim kolos*.



Cleanliness. Clean floor and walls. *Climpla floa na wol*.



Cleanliness. A high level of hygiene and cleanliness is maintained. *Guppela condisen blo stap clin mass tap oftaem*.



Floor/ground *Giraun or flau (floor)*. Natural surface. *Giraun stret*



Floor/ground *Giraun or flau (floor)*. Stones or timber placed to ensure a flat, not slippery surface for bathing/showering. *Usim siton o diwai antap lo giraun, nogud manmeri pudaun na kisim bagarap*



Floor/ground *Giraun or flau (floor)*. Tiles, pavers, grouted stones concrete, fibreglass or timber used to make a safe, non-slippery shower stall. *Hap blo waswas, lek mas sanap antap lo strongpela giraun, olosem simen, diwai, brik, siton samting*.



Drainage. *Rot blo rausim wara*. Natural drainage, although if possible a drain or rocks placed to ensure relatively dry not muddy/boggy surface. *Ples iet i mas drai gud. Sapos nogat, digim baret or usim siton baimbai giraun em drai blo wokabaut*



Drainage. *Rot blo rausim wara*. Shower water flows away in a constructed stone lined drain and away from the access path. Preferably to a reed bed, soakage trench or similar. *Wara blo waswas, em mas ron i go lo liklik baret na i go daun insaid lo wanpela hol o gudpela hap*.



Drainage. *Rot blo rausim wara*. Shower water is collected and treated as part of the grey water or sewage treatment system. *Wara blo waswas i mas go insait lo paip o tank blo usim wara gen or kilinin wara baimbai usim gen*.




Pathway. *Rot blo go lo hap blo waswas*. There is a clear path to the bathing/shower area. *Mas gat gudpela hap blo wokabaut go kam lo hap blo waswas*



Pathway. There is a well made pathway to the shower area which is not slippery and if boggy has stone or log steps. *Rot blo go lo rum waswas emi mas strong na drai, sapos giraun em ino strong, usim siton o diwai blo wokabaut*.



Pathway. *Rot blo go lo hap blo waswas*. Bathrooms would usually be en-suite or located within the lodge building. When in a nearby building, there is a well made pathway with path lighting. *Ples waswas mas gat gudpela wols na stap lostu lo lodge na mas gat gupela rot na lait is tap*.



	Privacy <i>Lukaut blo ol turis, na ol manmeri blo yumi no ken lukluk tumas lo ol.</i> Unless only a creek is offered, the bathing/shower area has some privacy. <i>Hap blo ol blo waswas, yumi mas banisim olosem yumi no nap lukim ol taim oli waswas.</i>
	Privacy <i>Lukaut blo ol turis, na ol manmeri blo yumi no ken lukluk tumas lo ol.</i> The shower area is well screened and offers privacy for guests. <i>Hap blo waswas, yumi mas wokim gudpela banis olosem yumi ol asples na wokman no ken lukim ol taim oli waswas.</i>
	Privacy <i>Lukaut blo ol turis, na ol manmeri blo yumi no ken lukluk tumas lo ol.</i> The bathroom offers complete privacy. <i>Yu mas wokim wanpela rum waswas na narapela man ino nap lukim ol</i>
Safety and Hygiene <i>Sefpla na Clinpla Wei</i>	
	Communications. <i>Fon o redio.</i> Mobile phone if available. <i>Gudpela sapos i gat mobail fon</i>
	Communications. <i>Fon o redio.</i> Mobile phone or satellite phone available for guests in emergency. <i>Gudpela sapos i gat mobail fon o satalait fon blo halivim ol turis sapos igat bikpela bagarap kamap</i>
	Trip hazards. <i>Ol bagarap i ken kamap.</i> Trip hazards are likely and guests must use sturdy footwear at all times. <i>I gat planti bagarap i ken kamap. Ol turis mas usim strongpela su blo wokabaut lo olgeta hap</i>
	Trip hazards. <i>Ol bagarap i ken kamap</i> Trip hazards may be present and guests must use caution and some form of footwear at all times. <i>I gat planti bagarap i ken kamap. Ol turis mas usim strongpela su blo wokabaut lo olgeta hap</i>
	Trip hazards. <i>Ol bagarap i ken kamap.</i> There are no trip hazards. <i>Lo dispela i nogat wanpela bagarap i ken kamap lo ol turis husat wokabaut lo Kokoda.</i>
	Fire safety. <i>Lukaut gud lo taim blo mekim faia.</i> Best practice is smoke detectors in each room. <i>Gudpela tru sapos yu putim liklik masin insait lo ol rum wanwan, dispela masin i save simelim simok taim em liklik na pairapim bikpela karai</i>
	Fire safety. <i>Lukaut gud lo taim blo mekim faia.</i> Fire extinguishers and a fire alarm system are in place. <i>Mas gat ol botol blo marasin bilo kilim dai ol faia. Tu, wanpela samting blo kirapim bikpela karai sapos simok blo faia kirap</i>
	Water. <i>Wara.</i> Potable/drinking water is provided to each guest. A treatment system is in place (e.g. chlorination, UV or a sand filter) or only bottled water is used for drinking. <i>I mas gat gudpela wara blo diring. Dispela wara i mas kilin tru o yu ken kisim wara lo stoa we emi kilin tru.</i>
	Cleanliness and hygiene. <i>Pasin blo kilin.</i> Guest areas swept daily. <i>Yupela mas brum o kilin hap blo stap blo ol turis olgeta dei wanwan.</i>
	Guest areas cleaned daily. No vermin and only occasional flying insects (roaches etc.). Hygienic food preparation area, preferably set up as a kitchen, with sink/wash basin and drain. Food preparation tables/benches laminex/tile/stainless steel or gloss painted/varnished. <i>Kilinin hap blo ol turis olgeta dei. Hap blo rediem kaikai em mas kilin tru, na gudpela sapos i gat ol samting blo hausukuk .</i>
	Full cleaning of bedrooms/cabins and common areas daily. No vermin or roaches seen by guests. Clean hygienic "commercial" style kitchen. Regular treatment to ensure no vermin or roaches. Fresh food refrigerated as required. <i>Olgeta dei wanwan, kilinin hap blo silip na hap blo sidaun kisim win. Rausim rat na ol binatang. Hausukuk emi mas gudpela olosem hotel. Kaikai olosem mit na dring na bata na susu i mas stap insait lo bokis ais.</i>
	Food safety. <i>Lukaut lo kaikai</i> If meals are provided, the food preparation area is hygienic and at least one of the cooks has had food safety training. <i>Sapos yu wokim kaikai blo ol, hap blo rediem e mi mas kilin tru. Wanpela lo ok kuk i mas bin skul lo pasin blo lukaut kaikai na kilin pasin.</i>
	Food safety. <i>Laukatim blo kaikai</i> There is a high awareness and procedures are in place to ensure food safety in food storage meal preparation and general kitchen hygiene. <i>Yupela mas save gud tru lo pasin blo lukaut gud lo kaikai na pasin blo rediem kaikai blo ol.</i>
	Slaughtering/cleaning animals. <i>Blo kilim ol abus blo kaikai na rediem blo kaikai.</i> If any animals are offered (e.g chickens) there is a clean location to undertake butchering. <i>Sapos yu rediem kaikai olosem kakaruk o pik, i mas gat gudpela hap emi kilin tru blo kilim.</i>
	Emergency planning. <i>Redi blo taim nogud.</i> Basic medical/first aid kit on hand. <i>Redi wantaim ol liklik marasin blo liklik bagarap</i>




Emergency planning. *Redi blo taim nogud.* Dedicated emergency plan prepared and evacuation arrangements in place. Remote station medical kit on hand and at least one staff trained first aid officer. *Redi wantaim gudpela plan blo lukaut sapos bigpela bagarap na plan blo kisim ol man i go kamap lo Mosbi or hausik. Yu mas gat ol marasin blo stretim ol bagarap o sik kamap lo Kokoda wokabaut. Wanpela blo yupela i mas skul pinis lo pasin blo lukautim man i sik*

Food and Beverage **Kaikai na Wara Blo Drim**




Meals. *Kaikai* Guests or their tour operator provide food, cooked by guests or tour operator OR basic food stuffs provided to villagers who provide local food. Meals taken in common room, verandah or outside. *Kaikai, ol turis iet or kampani i lukautim ol, oli mas kam wantaim ol kaikai. Oli ken kam wantaim kaikai na givim lo ol man blo ples blo rediem.*



Meals. *Kaikai* Guests or tour operator provide food, cooked by tour guide or guesthouse in guesthouse "kitchen". If pre-booked, guesthouse caters. No menu choice (other than dietary requirements met where possible). Dedicated long table(s) provided in "dining room" for meals. Basic condiments (salt, pepper, tomato and chilli sauce etc.) provided (may be in manufacturers packaging. *Ol turis na kampani lukautim ol, oli bringim ol kaikai na oli kukim insait lo hausuk. Sapos oli toksave pastaim, lain blo haus silip ken kukim kaikai blo ol. Ol bai sidaun blo kaikai lo wanpela rum iet . yu rediem sol, pepa na tomato sos samting*



Meals. *Kaikai* Quality meals provided using fresh local and imported ingredients. Limited menu choice and dietary requirements met. Often meals taken at long table with guest interaction, although option of private dining for couples should be available. Menu specific condiments provided in stylish serving bowls/jars. *Yu rediem gudpela kaikai na usim gaden kaikai n kaikai i kam lo stoa. Rediem tupela o tripela kain kaikai, na tingting lo sampela laik blo ol turis husat i no laikim abus o sampela kain kaikai. I mas gat sampela sos o sol na pepa blo putim lo kaikai, sapos oli laikim.*




Beverages *Ol dring.* Boiled/cooled water provided (guests can make own tea/ coffee/ softdrinks etc.). *Givim dispela kain wara we yupela kukim strong na bihain waram em kol liklik inap lo dringing.*



Beverages *Ol dring.* Tea/coffee provided (tea bag/instant coffee, powdered milk etc.). Cool drinks at room temperature available. Bottled water available for purchase. *Givim lip ti na kofi na Sunshine susu. Putim dring em kol liklik na wara insait lo botol blo baim.*



Beverages *Ol dring.* Tea/coffee provided (leaf tea in tea pot, plunger or espresso coffee). Fresh or UHT milk. Cool drink and a modest selection of alcoholic beverages provided chilled. Ice made with boiled/treated water available. Sealed bottled water provided in each room. *Givim lip ti na kofi insait lo sospan o botol blo gudpela kain kofi na susu i kam lo stoa. Rediem ol kol dring na sampela bia wantaim ais. Sapos ais, yu mas usim gudpela wara yu bin kukim blo rausim ol sik. Putim ol botol wara blo stoa lo ol rum silip wanwan.*




Crockery and glassware. *Ol plet na kap.* Basic (preferable matching set of crockery (plates, bowls, mug) and glasses provided. Set of cutlery for each guest. Placemats provided. *Yu rediem ol samting olosem plet kap na gilas blo drink na kaikai, naif na spun na fok blo katim na kaikai na ol liklik mat blo putim plet antap lo em*



Crockery and glassware. *Ol plet na kap.* Quality matching crockery, cutlery and glassware provided. Placemats or tablecloths and linen serviettes provided. *Yu rediem ol gudpela samting olosem plet kap na gilas blo drink na kaikai, naif na spun na fok blo katim na kaikai na ol liklik mat blo putim plet antap lo em*




Drinks. *Ol dring.* Hot and cool drinks are available all through the day (e.g in the lounge or dining area). *Insait lo haus pasindia i mas gat dring em hot na kol is tap redi lo san na nait .*



Food sources (local). *Kaikai blo ples.* Local food stuffs such as fruit and vegetables are offered to guests when available. *Kaikai blo ples olosem kumu na prut olosem banana na painap stap redi blo ol turis blo kaikai*




Food sources (local). *Kaikai blo ples.* Meals provided use Local food stuffs such as fruit and vegetables when available. *Ol kaikai yupela rediem blo ol turis, yu mas usim ol kaikai blo ples.*



Utensils, cutlery, crockery. *Plet kap na galas blo dring na kaikai.* If a self contained kitchen is included, utensils, cutlery and crockery should be provided. *Sapos i gat haus kuk blo ol turis i kam, putim ol plet kap, galas na spun na naif samting.*



Utensils, cutlery, crockery. *Plet kap na gilas blo dring na kaikai.* The lodge provides all necessary utensils, cutlery and crockery. Ideally crockery is matching. *Haus silip i mas rediem olgeta samting blo sidaun na kaikai. Ol plet na kap i mas wankain kala*



	Seasoning etc. <i>Ol liklik samting blo halivim kaikai.</i> If meals are provided, condiments and seasoning should be provided (e.g. salt, pepper, chilli sauce etc.). <i>Sapos yu kukim kaikai blo ol, yum as givim sol na pepa, tomato sos na kain olosem</i>
	Seasoning etc. <i>Ol liklik samting blo mekim kaikai teris gudpela.</i> Condiments and seasoning should be provided (e.g. salt, pepper, chilli sauce etc.). <i>Ol samting blo halivim lo kaikai olosem sol na pepa, tomato sos na chilli sos, yu mas rediem .</i>
	Self contained facilities. <i>Sapos ol iet laik lukautim kaikai blo ol.</i> If self contained facilities are included, a sink, small fireplace/stove, bench/table and food storage should be provided. Where there is electricity a small refrigerator should be provided. <i>Gudpela sapos yu putim ol samting blo lukaut kaikai, olosem sink blo wasim plet na kap, ol samting blo kuk, tebol blo sidaun kaikai na ol bokis blo putim kaikai. Sapos yu gat pawa olosem genset, putim liklik bokis ais.</i>


Hospitality Gudpela Pasin Blo Lukautim Man

	Decoration. <i>Ol gudpela bilas blo haus.</i> Some local handicrafts on display (may be for sale). Fresh flowers placed on bed for guest arrival. <i>Putim ol kain billum na kaving sapos oli laik baim. Putim flaua blo gaden klostu lo bed silip blo ol.</i>
	Decoration. <i>Ol gudpela bilas blo haus.</i> Elegant display of quality local handicrafts and artworks to decorate common areas and rooms. Flowers and potted plants used to decorate common areas and guestrooms. <i>Bilasim ol rum blo haus pasindia lo ol kaving na piksa bilong hamasim ol turis. Sampela flaua na purpur insaid lo baket blo bilasim ol rum na ples kivung</i>
	Welcome activities. <i>Ol welkam o tok halo.</i> When possible the guesthouse owner or manager welcomes guests. <i>Gudpela sapos bos blo haus pasindia i bungim ol turis taim oli kamap.</i>
	Welcome activities. <i>Ol welkam o tok halo.</i> Guests are always welcomed, preferable with the welcome drink or other hospitality. <i>Bungim gud ol turis wantaim hamamas. Redim welkam drink or ol gudpela samting.</i>
	Orientation. <i>Tok save lo ol samting lo hap blo yumi.</i> Tour operator's guides provide any site orientation required. <i>Ol go pas blo ol turis, oli kolim ol "guide", ol bai toksave lo ol turis lo ol samting blo ples blo silip na kaikai na ples blo yumi.</i>
	Orientation. <i>Tok save lo ol samting lo hap blo yumi.</i> The owner or manager provides a site orientation upon guests arrival. <i>Bos blo haus silip em bai toksave lo ol turis lo ol pasin blo stap wantaim yumi.</i>
	Activities. <i>Ol kainkain wok o pilei.</i> Immersion in village life. Occasional spontaneous cultural activity. <i>Stap insait lo ol liklik wok blo ples.</i>
	Activities. <i>Ol kainkain wok o pilei.</i> Immersion in village life Mostly some form of cultural activity. <i>Stap insait lo ol liklik wok blo ples. Kamapim ol wok pasin tumbuna blo hamamasim ol.</i>
	Activities. <i>Ol kainkain wok o pilei.</i> Planned cultural events and displays as part of experience. <i>Rediem ol singsing tumbuna or narapela samting blo ples, na ol turis i ken hamamas lo en.</i>
	Farewell activities. <i>Taim blo tok gudbai o oli lusim yumi.</i> When possible the guesthouse owner or manager, or other staff farewells guests. <i>Gudpela sapos taim oli go bek lo Mosbi, bos i ken stap na tok gudbai lo ol.</i>
	Farewell activities. <i>Taim blo tok gudbai o oli lusim yumi.</i> Guests are always provided with a quiet farewell. <i>Taim oli lusim yupela blo go bek lo Mosbi, yupela mas tok gudbai gud.</i>
	Guestbook/feedback. <i>Toksav lo wok blo yupela i kam lo ol turis.</i> If possible a guestbook is held to facilitate a record of guests and record any comments they may have. <i>Gudpela sapos yu putim wanpela buk istap, bai ol turis i ken raitim tingting blo ol lo lukaut yumi givim ol.</i>
	Guestbook/feedback. <i>Toksav lo wok blo yupela i kam lo ol turis.</i> A guestbook is held to facilitate a record of guests and record any comments they may have. Separate guest comment forms may also be available and comments requested on these. <i>Gudpela sapos yu putim wanpela buk istap, bai ol turis i ken raitim tingting blo ol lo lukaut yumi givim ol. Givim sampela pepa sapos oli laik autim tingting blo ol lo lukaut blo yumi.</i>
	Staff presentation. <i>Lukluk na pasin blo ol wokman blo yupela.</i> Staff make themselves known to guests. <i>Ol wokman mas tok halo na sek han lo ol turis bilo hamamasim ol, na toktok gut lo ol.</i>
	Staff presentation. <i>Lukluk na pasin blo ol wokman blo yupela.</i> Staff are well presented and mostly in a casual uniform. <i>Ol wokman blo yu i mas bilas gud na luk kilin.</i>

Sustainability Lukautim Ples Blo Stap Oltaem



	Water supply. <i>Wara.</i> Water from a creek, rainwater tank or village supply is available nearby. <i>Wara i mas istap. Kisim lo wara lo tang o raun wara klostu lo ples silip</i>
	Water supply. <i>Wara.</i> Water from a creek, rainwater tank or village supply is available at the Guesthouse. A good supply of potable water is available (rain water in a tank or from a creek well above any village). <i>Wara i mas istap. Kisim lo wara lo tang o raun wara klostu lo ples silip. Gudpela wara blo dring em mass tap insaid lo tangwara or i kam lo hol blo wara sapos em stap antap tru lo ples blo ol man lo ples.</i>
	Water supply. <i>Wara.</i> . A good supply of potable water is available (rain water in a tank or from a creek well above any village). <i>Gudpela wara blo dring em mass tap insaid lo tangwara or i kam lo hol blo wara sapos em stap antap tru lo ples blo ol man lo ples.</i>
	Wastewater/toilets. <i>Wara nogud i kam lo hauskuk o lo toilet (ples blo rausim pekpek or pispis).</i> Pit toilets are acceptable. Grey water (from kitchens etc.) is disposed of on gardens or forest (away from creeks. <i>Kain toilet blo ples, olosem hol blo pekpek na pispis, emi orait. Ol wara yu usim pinis lo taim blo kuk or wasim kolos yu mas rausim i go lo gaden of bus, longwei lo ol raunwara.</i>
	Wastewater/toilets. <i>Wara nogud i kam lo hauskuk o lo toilet (ples blo rausim pekpek or pispis).</i> For smaller or occasionally used guesthouses, pit toilets are acceptable. If more than 20 beds or the guesthouse hosts more than 2500 guest nights in a year a septic or more advanced treatment should be used. <i>Sapos haus silip blo yu em liklik, hol blo pekpek em orait. Sapos haus i gat moa lo tupela ten bed o sapos insait lo wanpela yia i gat moa lo tu tausen (2500 pipol) pipol i silip lo dispela haus, i mas gat gudpela toilets olosem long hotel lo Mosbi.</i>
	Wastewater/toilets. <i>Wara nogud i kam lo hauskuk o lo toilet (ples blo rausim pekpek or pispis).</i> Pit toilets may be used for small lodges (10 rooms or less), however it is preferable to have composting or septic with at least reed bed or aerobic sand filter final treatment. <i>Hol blo rausim pekpek na pispis em orait lo liklik haus pasindia, olosem tenpela rum. Tasol em gudpela sapos toilet i gat ol paip na samting blo mekim na pekpek emi no bagarapim ples.</i>
	Energy. <i>Pawa.</i> Where possible renewable energy is used (e.g. solar lights, micro-hydro). If there is electricity used, energy efficient appliances are used. <i>Traim na usim ol gudpela samting blo pawa, olosem pawa kam lo wara, na pawa i kam lo san.</i>
	Solid waste. <i>Ol pipia.</i> A rubbish pit for plastic, paper, cans, bottles etc. is dug away from water course (minimum 25m or 50m from a running creek). Earth cover is added to the pit. No plastic waste is burnt. <i>Ples blo holim ol pipia olosem botol, tin na pepa, digim hol longwei lo ol wara. Kapsaitim giraun antap lo pipia. No ken kukim ol Plastik botol na plastic pipia.</i>
	A recycling program is in place and toxic waste (such as used batteries are removed and taken to a town landfill). <i>Tingting lo wei blo usim gen sampela samting. Na ol samting i gat poison o marasin nogud, rausim i go lo ples pipia lo taun, bai no ken bagarapim ples blo yu</i>
	Firewood Diwai blo wokim faia. Firewood is provided in small bundles for use by trekkers, guides and porters. <i>Givim ol diwai blo wokim faia blo kuk.</i>



✓✘ Neat single room cabin, thatched roof, nice gardens and handrails on stairs. Roof covers stairs and allows a dry boot/rainwear removal but outdoor verandah to sit on.



✓ Prefabricated hut.



✓ Open ended gable allows ventilation.



✓ Open sided trekkers hut.



✘ Outdoor seat, but not covered so boot and rainwear removal is exposed to rain.



✓ Well maintained gardens. Thatched roof/gable end eave covers window, allow ventilation during rain.



✓ Very neat thatched roof, veranda for dining area to one side.



✓ Dining hut beside trekkers hut.



✓ Small, neat hut in Kokoda, outdoor dining area under verandah, neat gardens.



✓✘ Neat guesthouse/hut but now in some disrepair and in need of maintenance.




✓ Large eaves.



✓ Small covered eave over steps.



✓✘ Neat dining hut, bare earth floor, but good ventilation and neat wall cladding.



✓ Safari tent style hut, with canvas front "door".



✓ Different wall cladding, split timber and saplings.



✓ Split bamboo wall cladding, appear durable and longer lasting.



✓ Two storey!



✗ Simple dining hut using tarpaulin. No Blue Tarp after 2013!



✓ Woven pattern in wall.



✓ Covered platform near door allows backpack, boot and rainwear removal in rain.



✓ Great Signage



✓ Timber external cladding. Timber floor, nails need to be punched or they may puncture trekker's inflatable mattresses.



✓✗ Good ventilation, although lack of large eaves may allow rain inside.



✓✗ Great entrance and signage.




✓ Trekker hut window view of creek, large eave keep rain out.



✓ Simple, open trekkers hut.



✓ Pattern woven into interior walls.



✓ Open gable with long roof overhang allow ventilation and keep out rain.



✓ Very neat wall cladding and floor.



✓ Offset, but overlapping thatching on gable ends, allows ventilation but keep rain out.



✗ Unfinished wiring/plumbing in bathroom. Unsafe and makes area unusable, even for a "bucket bath".



✓ Neat bracing of overhanging eaves.



✓ Safaris tent style cabin.



✓ Doorway, entrance is tent style with bunk shade cloth stretcher beds.



✓✗ Woven sapling wall, neat bush planks floor. OK for Trekkers hut, not for guesthouse or lodge.



✓ Neat woven wall treatment.



✓ Seat under eave allows boot putting on/removal out of rain, keep mud outside.



✓✗ Galvanised sheet used for wall cladding, unsightly, but durable.



✓ Large open floor typical of trekker hut.



✓ Same building but looking other direction.



✓✗ Tarpaulin roofed dining house.



✓ Very neat dining hut.



✓ Neat, small trekker hut.



✓ Neat wall cladding, note use of vinyl on floor.



✓ Flat dry grassy area for campsite..



✓ Outdoor seat for a sunny day.



✓ Very good steps, well spaced, good bottom landing stone, just needs an outer handrail!



✓✗ Steps with landing, top step height mismatched to landing height (not an even spacing) and needs a handrail.



✗ Bottom step too high!



✗ Step slope too low.



✗ Step height uneven, top step mismatched and not level with floor. Middle step very narrow. These factors make this step a safety concern.



✗ Round steps in a ladder form, difficult for many trekkers to use.



✗ Steps do not have a landing and do not match the door.



✗ Bottom step uneven and moves, steps too far apart (in height) and a bit narrow.



✗ Angle a bit too low and steps uneven with no flat surface make these difficult to use.



✗ Steps a bit too narrow.



Very well made steps.



✓✗ Sturdy, bottom landing, good slope, good height. Could use a hand rail, but not essential for this height.



✓✗ Steps a bit too steep, but otherwise, good landing stones, good height and good tread/step width.



✓ Steps on paths are important too, a good example of well constructed steep on a steep slope.




✓ Orohaven, "Honeymoon Suite", luxury!



✓ Guesthouse at Kokoda hospital.



✓ Sleeping platform in trekkers/porter house.



✓ Mattresses up to air and mosquito nets hung in guesthouse.



✓✗ Mattresses in guesthouse.



✓ Vinyl floor.



✓ Bunk beds in hut.



✓ Sleeping platform and fireplace in trekkers hut/ porters house.



✓ Camp beds in dorm style guesthouse.



✓ Sleeping platform in trekkers hut. Mattresses on end platform.



✓ Mats on floor.




✓ One solution to providing a changing room.



✓ Simple bedroom in Kokoda guesthouse, bed bases, mattresses and mosquito nets.



✓ Sleeping platform in trekkers hut.



✓ Best practice outdoor shower: Grouted stone wall provides privacy, well drained stone floor, plants add to jungle feel. Towel rack and shampoo/soap holder.



✓ Gas hot water system, only possible at Kokoda where gas is available.



✓ Woven mat screen, well drained, hose for shower.



✓ "Half water tank" screen for shower.



✓✗ Shower rose and well drained rock floor, dry space to change. Black plastic screen lets this otherwise nice shower down, woven matting would be ideal.



✓✗ Black plastic wall, tank above provides water pressure.



✗ Plastic walls again, aesthetics would be a lot nicer if woven mat walls.



✗ Rough sun degraded tarpaulin, is unsightly, poorly drained floor would make using this shower unpleasant.



✓ Best practice shower stall.



* Rotting wall matting detracts from an otherwise spectacular view.



✓ Very good shower stall. Yellow plastic takes away from the very nice and practical arrangement.



✓ Shade cloth used to effectively screen shower, area inside for dry separate changing area and shower area.




✓ Outside dishes and handwashing station.



✓ Fibreglass shower stall in Kavelo Community Guesthouse.



✓ Looking inside, seat to put towel, clothes and change. Well drained rocks in outer area and timber grate on shower floor. Inner shower curtain. Soap/shampoo shelf.



✓ Integrated flush toilet with fibreglass shower stall behind (Kavelo Community Guesthouse).



✗ Very rough setup.



✗ Pipe in creek, pretty but no privacy.



✗ Reasonable design, black plastic could be replaced with woven mat or bush saplings.



✓ Corrugated iron sheets, good privacy. View over valley.



✓ Good rubbish pit.




✓ Bush materials screening!



✓ Timber floor is well drained.



✓ Good rubbish pit.



✓ A place to meet.



✓ Cooking house.



✓ Bush materials, but well laid out cooking house.



✓ Self contained kitchen in Kokoda guesthouse.



✓ Simple structure for combined cooking and dining.



✓ Well laid out dining house.



✓✗ Plumbed, tiled, sink in a cooking house, Kavelo.



✓ Very comfortable logs around fire for cooking, chatting and table at other end, best practice!



✗ Seat too narrow.



Dining house, Kavelo.




✓ Good arrangement of seat and table, can walk around behind people at table. If seat was 10cm closer it would be more comfortable to eat, read, write, chat.



✗ Bench seat against wall, table in middle, uncomfortable to eat at, cannot use for reading/writing etc.



✗ Very narrow seat, uncomfortable.



✓Cooking house.



✗ Comfortable seat but table too narrow.



✓ Very good seat and table in simple dining house.



✓Pizza oven in Kokoda guesthouse.



✗ Concrete moulded base and pedestal. Very difficult for trekkers/tourists to use. The hole is set back from the base and difficult to squat above. The "feet" are not located in placed in located most trekkers can put their feet!



✓ Normal flush toilet at Oro Haven



✗ Rough timber pedestal.



✓ Timber box pedestal.




✗ Rough timber pedestal.



✗ Hollow log pedestal.



✓✗ Various slot/squat toilets.



✗ .Wet/muddy floor.



✗ .



✗ .Rickety..unstable floor.



✗ KTA provided fibreglass floor/pedestal.



✓ Good floor around toilet.



✓✗ .Typical plastic seat toilet, but wet floor?



✗ Hole in floor not big enough!



✓ Barlow galvanised iron pedestal and plastic seat.



✓✗ .No door, concrete pedestal difficult to squat at or sit on.



✓ Well constructed toilet.



✓ Floor a bit small, but otherwise its great!



✓✗ .OK, but a bit too small.



✗ .Door?



✗ .Too close to creek?



✗ .Door too narrow, no ventilation and only plastic sheet door.



✗ .No door.



✓✗ .Plastic door only?



✗ .Plastic walls, bush materials better.



✓ Good pit ventilation.



✗ Need better walls than plastic, can use bush materials.



✗ .Plastic door



✗ .Plastic door



✗ .Good composting toilet, but maintenance needed.



✗ .Good Rota-loo instructions.



✓ .Great seat.



✗ .Unmaintained.



✓



✓



✗ .Hole too small. Retro-fitting the green plastic pedestal to squat toilet slots means waste is caught, unsightly and unhygienic.



✗ .Door is too narrow.



✗ .Creek/drainage line within 50m.

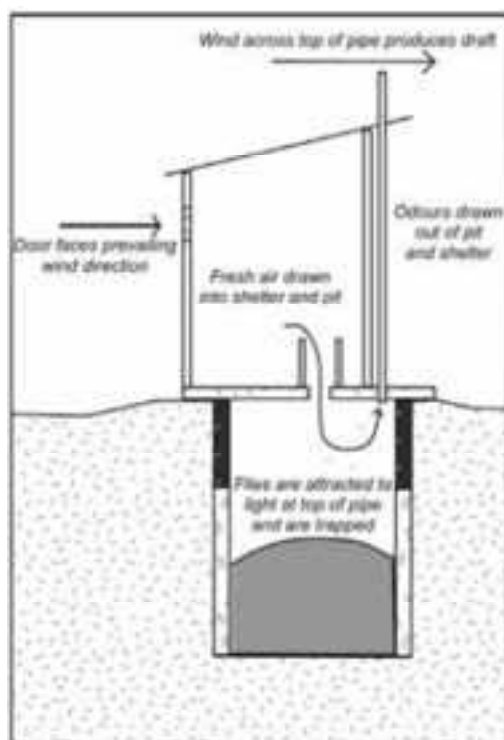


✗ .Uncovered squat pit toilets attract flies and other insects.



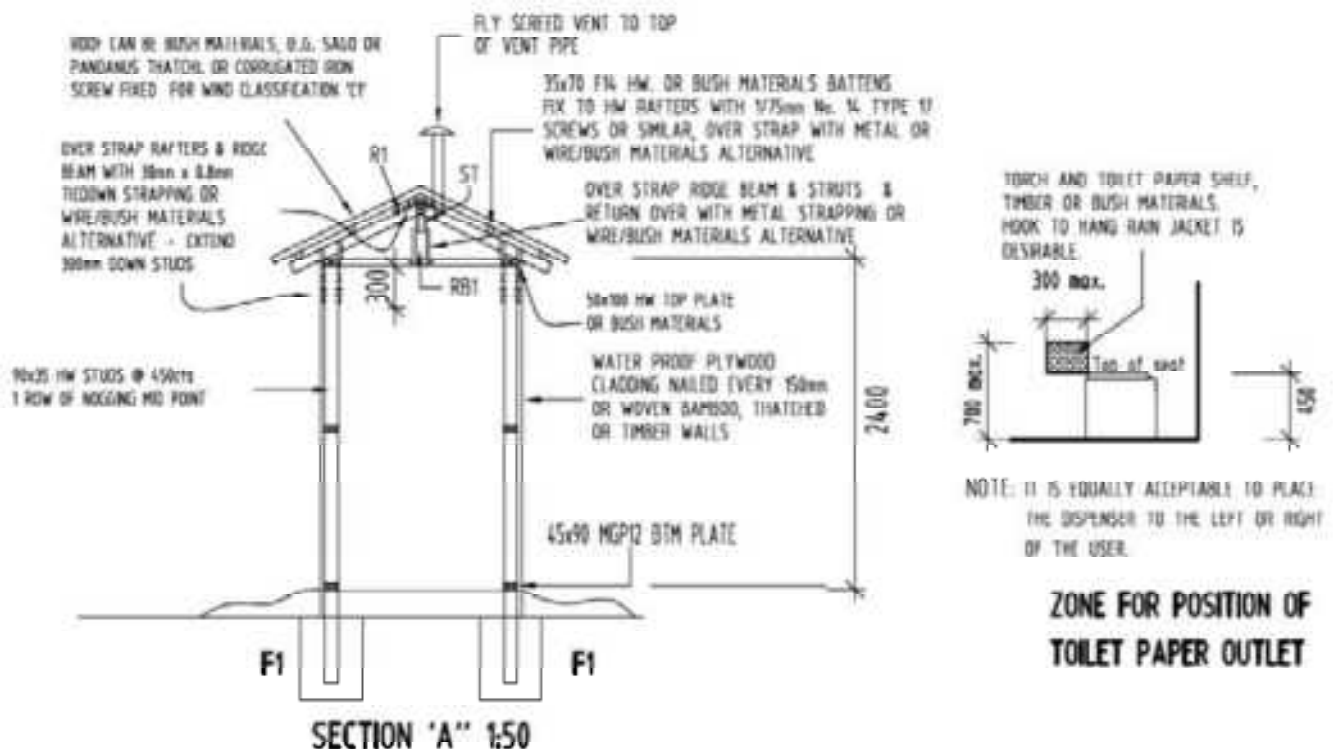
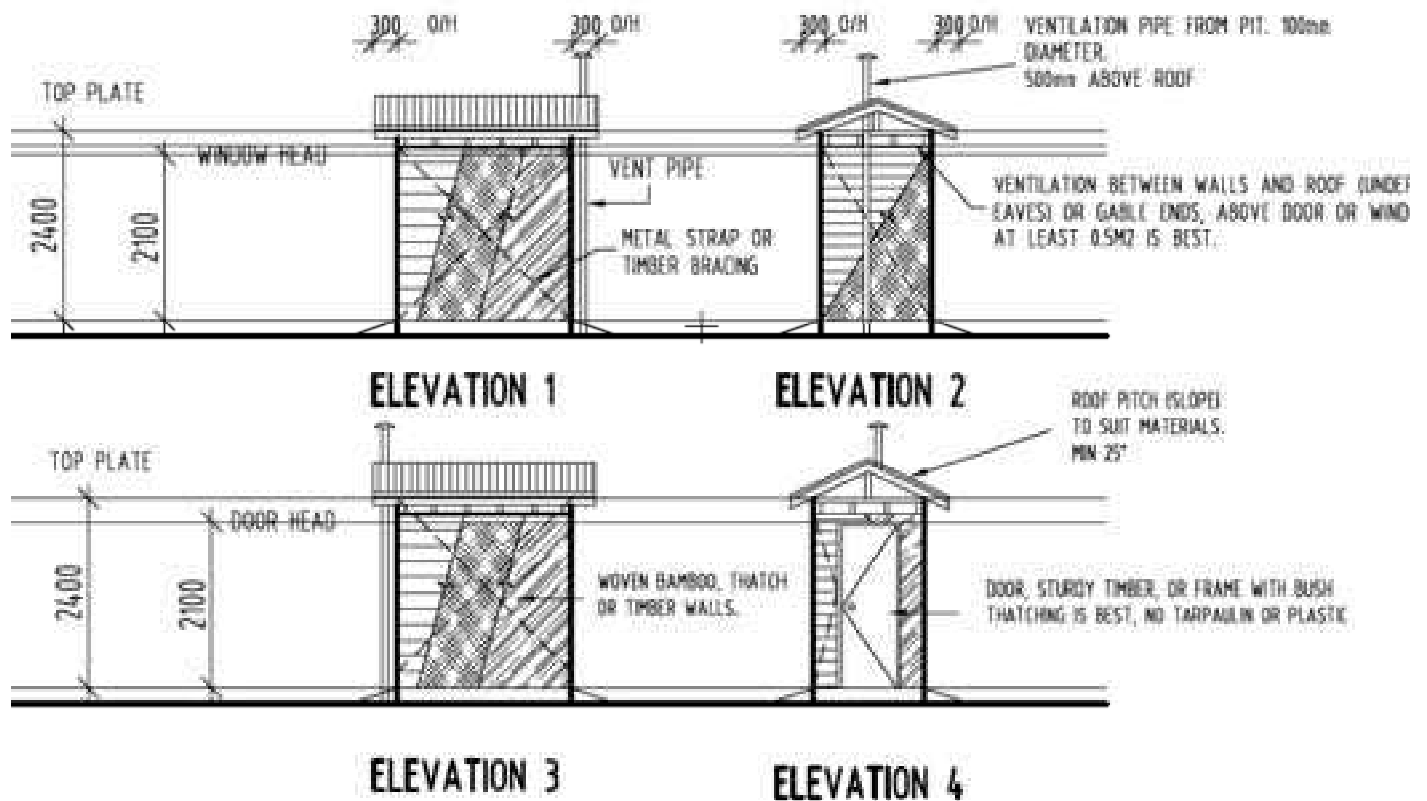
Toilet Design


Overall Concept of a Ventilated Pit Latrine

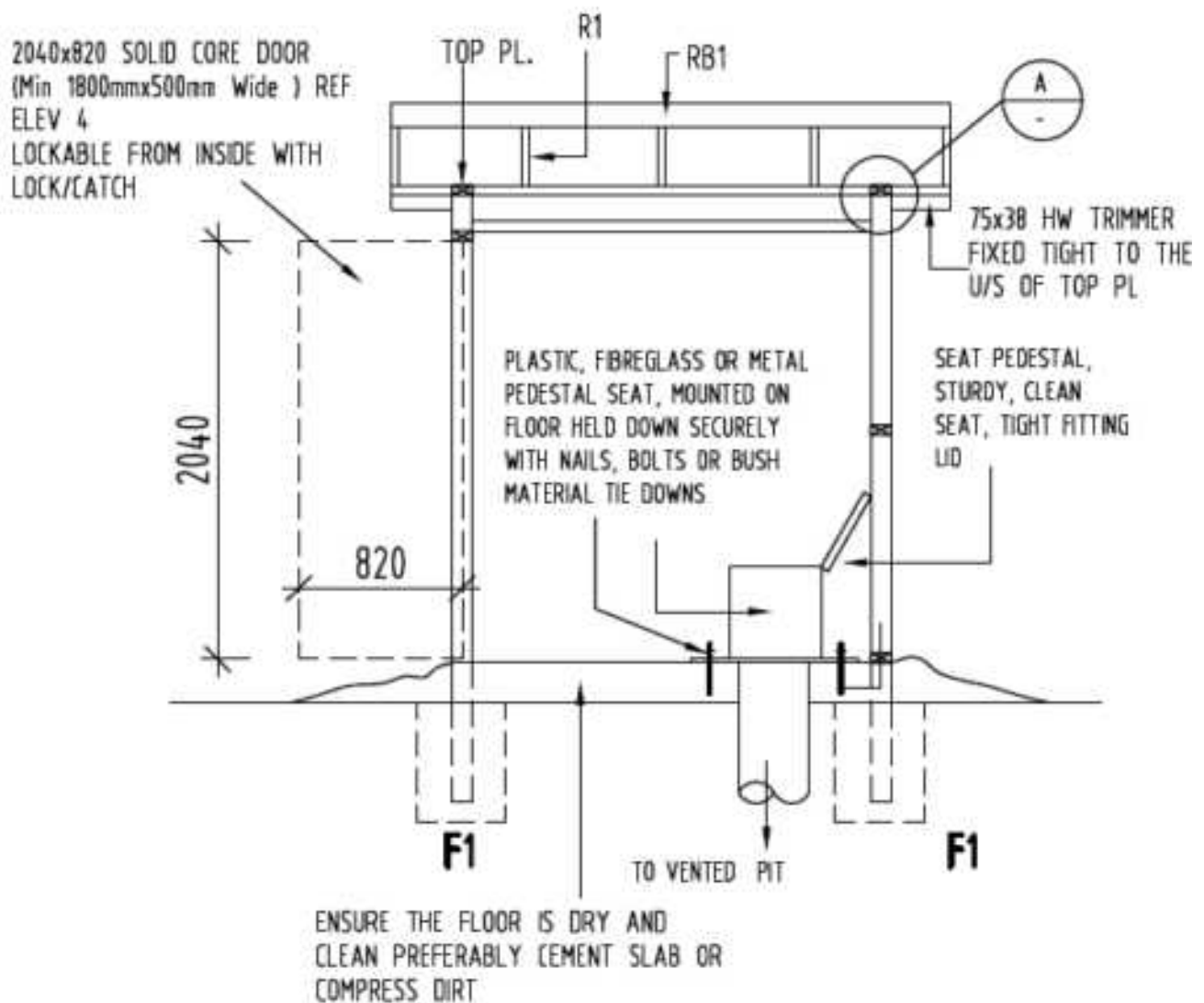


Location









SECTION 'B'' 1:50